
LIGHT FOR OFFICE AND ADMINISTRATION
CATALOGUE

VALID AS OF JANUARY 2019



QUICKFINDER
BY PRODUCT CATEGORIES

Take a look at
QUICKFINDER

FREE-STANDING LUMINAIRES	LAVIGO	30 – 41
	ATARO	42 – 45
	VIVAA FREE	46 – 49

DESK-MOUNTED LUMINAIRES	LAVIGO	52 – 55
	ATARO	56 – 61

SUSPENDED LUMINAIRES	LAVIGO	64 – 67
	IDOO.pendant	68 – 73
	IDOO.line	74 – 79
	DOTOO.line	80 – 85
	ATARO	86 – 89
	VIVAA	90 – 91
	VIVAA RING	92 – 95

RECESSED AND SURFACE-MOUNTED LUMINAIRES	IDOO.fit	98 – 101
	DOTOO.fit	102 – 103
	DOTOO.spot	104 – 107
	IDOO.fit	108 – 109
	DOTOO.line	110 – 113

WALL-MOUNTED LUMINAIRES	LAVIGO	116 – 117
--------------------------------	--------	-----------

TASK LUMINAIRES	PARA.MI	120 – 127
	DIVA	128 – 129
	AVENUE	130 – 131

ACCESSORIES		134 – 144
--------------------	--	-----------

Light affects our life. If used correctly, it can promote our well-being, safety and efficiency and contribute to energy saving; the goals to which Waldmann is committed and which you can reach with our innovative and sustainable luminaires and lighting systems.



Waldmann – Light for people

Waldmann stands for high-quality light solutions made for people. The passion for light has a long history at Waldmann. Established in 1928 as a company for electrical installations, the medium-sized family business is run today as Herbert Waldmann GmbH & Co. KG in its third generation by the owner Gerhard Waldmann. Some 1 000 committed employees contribute to the success of Waldmann at the company's headquarters in Villingen-Schwenningen and production and distribution locations in 11 countries worldwide.

The product range includes luminaires and lighting systems for offices, industry, health and care, and systems for medical phototherapy. With its innovative solutions characterised by easily comprehensible installation and application, its timeless modern design and a favourable price-performance ratio, Waldmann offers sustainable quality "made in Germany".

Especially in luminaire groups networked to buildings and users, Waldmann products ensure continuous optimisation of health, safety, productivity and energy efficiency.



Design which serves the user – today and tomorrow

“Sustainable design is the symbiosis of identity, functionality and simplicity,” says Jürgen Schubert from STRUCTURELAB architects, designer of the LAVIGO free-standing luminaire system. The quote describes the general design ideal of Waldmann, i.e. obtaining maximum functionality with minimalistic design.

With this in mind, it is extremely important to consider the design of an office luminaire from a holistic point of view and not isolated. That's why when developing designs here at Waldmann we actively include all parameters regarding modern office concepts, furnishing scenarios and furniture systems in the design process. Or as Burkhard Schlee of Schlee Design, the designer of the PARA.MI task luminaire, put it: “Only the change of the perspective opens up the view for new things.”

As a result of this interdisciplinary working method, we have high-quality design objects which meet all current and future requirements of modern office lighting concepts: discreet appearance, optimum user-friendliness and, last but not least, great compatibility with different ambiances.



reddot award 2015
winner



Waldmann 



What must a modern lighting concept achieve? Waldmann has the solutions

Save energy, not light. 40 % of all costs of a building in terms of its life cycle are energy costs, a large portion of which is for lighting. Waldmann shows ways of reducing energy costs, while increasing light comfort. To achieve significant energy savings, we develop lighting concepts that combine good light with low energy consumption. The basis for better cost efficiency is functional and purpose-oriented lighting planning, involving daylight applications by means of daylight sensors, using presence detectors and integrating it into modern building management systems. Optimum lighting of computer workstations contributes to better health of employees and less sick leaves while considering age-related lighting requirements. Productivity is promoted by a harmonious lighting design, individual customization and improved light quality of office lighting.

The positive effects of a perfectly tuned lighting system:

- Energy saving
- Cost efficiency
- Health
- Productivity



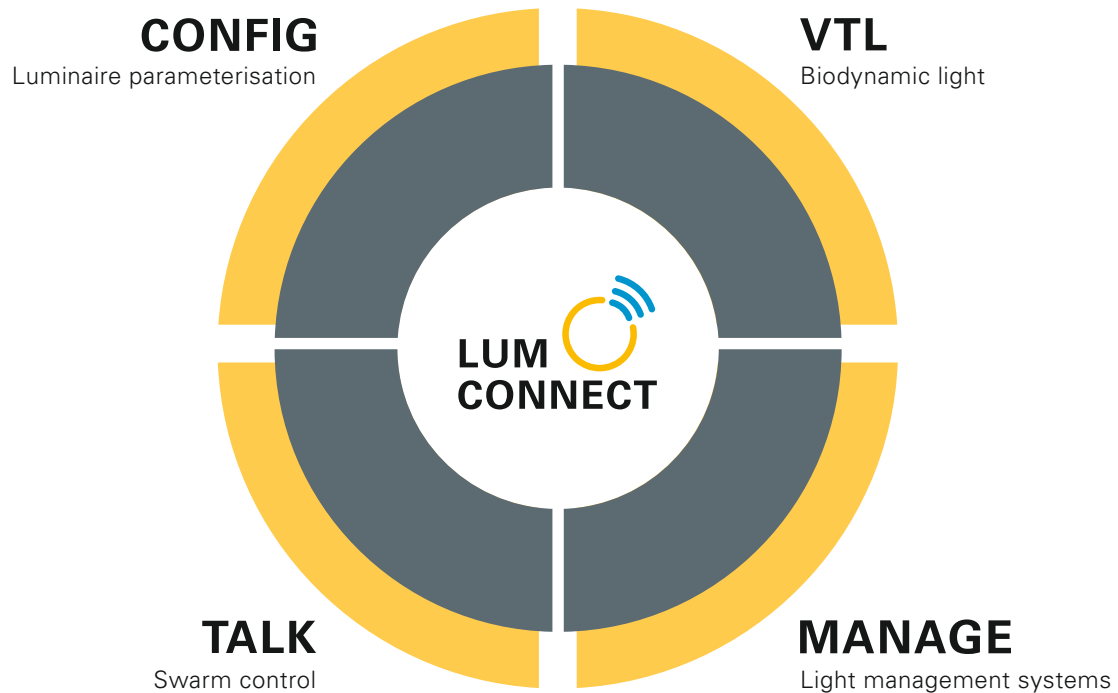
TWIN-C – Concepts and Components – stands for holistic development of individual solution concepts using an intelligent combination of perfectly matched components. By viewing architecture, space and workplace as part of a differentiated complete solution, TWIN-C concepts by Waldmann ensure energy saving, cost efficiency and health and increase motivation and performance. We will be glad to develop an individual solution for you.

Use good light to prevent work obstructions. Approx. 80 % of all workplaces are not illuminated correctly. To promote health and motivation of the employees, appropriate lighting must meet different requirements. First, it is necessary to avoid direct glare caused by high contrasts in luminance, which impairs vision and visual comfort. Windows or luminaires which, for example, are reflected on screens or glossy paper reduce the contrast and have a disturbing and tiring effect. Such reflected glare should be prevented by all means. The combination of daylight and artificial light leads in the most unfavourable case to shadow formation in front of the hand used for writing. This can be prevented by a good ratio of diffuse light (e.g. by means of indirect light components) to direct light (e.g. by means of task luminaires).

TWIN-C: In 4 steps to the optimum solution

- 1. Analysis:** Collection and analysis of all important requirements and planning data
- 2. Concept:** Development of an individual lighting solution on the basis of the corresponding situation and data
- 3. Components:** Selection and definition of the products required for the lighting concept
- 4. Solution:** The result for higher energy savings, cost efficiency, health and productivity






SMART LIGHTING with LUM CONNECT



Smart lighting enhances user comfort, increases well-being and lowers energy consumption at the workplace. Thanks to the Plug & Light principle, LUM CONNECT is easy to operate and provides a diverse range of functions to enable luminaires to be controlled intelligently. People and their needs at the office workplace have always been the focus of everything that we do.

In addition to biodynamic lighting with LUM CONNECT VTL, these include daylight- and presence-dependent lighting control with LUM CONNECT MANAGE or intelligent communication between luminaires with cluster control LUM CONNECT TALK. These functions can be provided and configured easily by means of an app (LUM CONNECT CONFIG). They offer users and operators clear additional benefits. Our systems are all interoperable: With the help of interfaces, they become part of networked environments. This enables other trades to benefit from the intelligence of our luminaires.



LUM CONNECT VTL
Biodynamic light for improved well-being



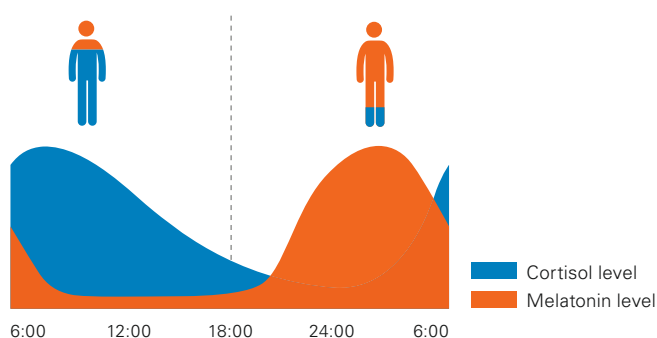
Natural light is indispensable to people. It helps us to see, ensures our sense of well-being and affects our activation and recovery phases. It thus has a threefold impact on us: Visual, emotional and biological. The biological impact of light synchronises the inner clock human beings possess. Phases of wakefulness and sleep are determined primarily by the proportion of two hormones in the body, hydrocortisone and melatonin, both affected by lighting, which also affects heart frequency, blood pressure and mood.

Good lighting is more important than ever nowadays, when people are exposed to artificial light for long periods, often tantamount to biological darkness. Biodynamic light (also known as Human Centric Lighting) can provide lasting well-being for employees especially in offices with insufficient daylight and also during the winter months when the internal clock is barely synchronised with daylight. The Waldmann LUM CONNECT VTL light management system was created in close collaboration with scientists. It brings the dynamics of natural daylight into the interior and expands the emotional and ergonomic aspects of light quality in offices.



Light in the interaction with hormones:

Cortisol and melatonin levels of the body during a typical course of the day.



Source: licht.wissen Issue 19, © licht.de



Morning

The hormone cortisol is produced in the body in the morning. It stimulates the metabolism and programs the body for day mode. The first morning light suppresses the production of the sleep hormone melatonin. LUM CONNECT VTL supports the activity of the stress hormone cortisol at the beginning of office work by stimulating cold-tone light and high illuminance values.



Noon

The levels of cortisol decrease continuously over the course of the day. However, good performance levels of the office workers are still maintained around midday. For LUM CONNECT VTL, this means that it continues providing mainly activating cold-tone light and high illuminance values.




Afternoon

In the afternoon, the production of cortisol in the body has already decreased significantly, with the active working phase approaching its end. The production of the sleep hormone is not yet required at this moment. LUM CONNECT VTL supports this transitional period by means of a neutral mixed light. The illuminance value is gradually reduced.



Evening

The hormone melatonin makes workers tired and reduces the activity in favour of night sleep. With biodynamic light during the day, the melatonin level is correspondingly high during the night. People sleep well and are rested and productive the next day. LUM CONNECT VTL supports the transition to the rest phase through reduced brightness and a relaxing warm-tone light.



MANAGE

Light management systems

LUM CONNECT MANAGE Light management for optimum lighting conditions




Light management systems with daylight and presence detectors automatically provide the right lighting conditions at all times and also reduce energy consumption. The HFMD (High Frequency Motion Detector) daylight and presence detectors developed by Waldmann detect even the slightest motions within a definable field. HFMD functions independently of the temperature, analyses a large detection range and registers presence of personnel even if there are no significant movements over a certain period of time. The PIR presence and daylight detectors also work independently of temperature. The motion sensors based on passive infrared are used to reliably detect the presence of personnel within a defined field. Accordingly, the luminaires are switched on when someone enters the room and go out automatically when the person leaves the room again. Furthermore, the light output is regulated according to the daylight level. This allows the current consumption to be lowered by up to 50 %.

**HFMD sensor**

- Innovative, highly sensitive multichannel presence and daylight sensor system
- Even the slightest motions are detected
- Temperature-independent function
- The light output is regulated according to the daylight level
- Reduction of power consumption of individual luminaires by up to 50 %

PIR sensor

- Conventional motion and daylight sensor system
- Temperature-dependent function based on passive infrared
- Luminaires are switched on only if personnel is present or daylight is not sufficient
- Energy saving of up to 50 % possible



LUM CONNECT TALK
Swarm control for a pleasant atmosphere



Changing presence of employees in offices and the use of presence-dependent luminaires lead to the formation of so-called light islands: The employee's desk is illuminated while the rest of the room is not illuminated. The wireless module TALK prevents it: It allows luminaires assigned to different areas and groups to communicate with one another. If a luminaire of a group detects the presence of employees, it reports the information to the other group members. They then illuminate the direct office environment on a pleasant basic level. The wireless module can be retrofitted in just a few easy steps. The Bluetooth function allows the assignment of luminaires to groups also to be done automatically.



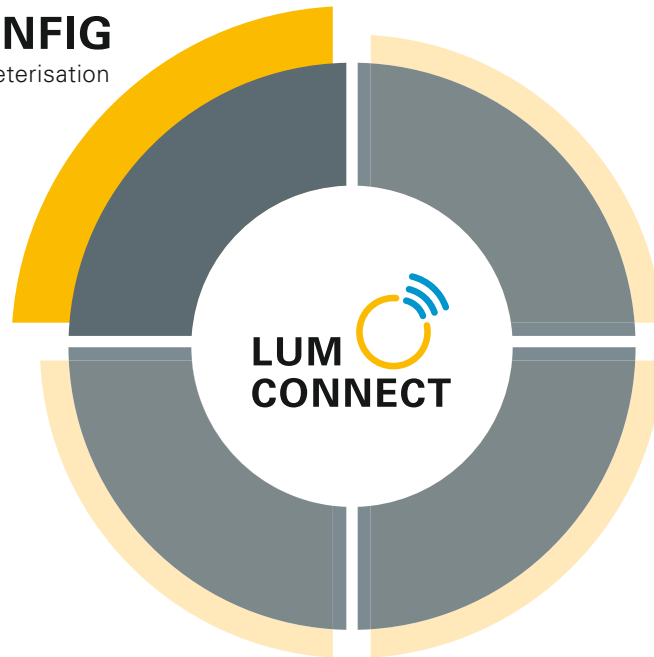
TALK module

- Innovative wireless module
- Communication between several luminaires
- Pleasant lighting scenario without "light islands"
- A compact component, easy to install, program and operate
- For a better working atmosphere and higher performance



CONFIG

Luminaire parameterisation



LUM CONNECT CONFIG

Parameterisation and configuration
for individual settings



Parameterise and configure luminaires intelligently – this is supported by LUM CONNECT CONFIG systems such as the LIGHT ADMIN app. The LIGHT ADMIN app allows the user to create an individual building structure to provide lighting to all required floors, rooms and areas. Waldmann luminaires can be integrated and configured within that structure. This includes an automatic switch-on function, the dimming level or the response thresholds for the presence detectors. This app can also be used to configure the swarm control. To do so, groups of luminaires and defined areas are displayed clearly. There is also the option of exporting the building structures and luminaires stored in the app via Excel. In this way, the app can also help you to do an inventory check of all luminaires in the building. The app reads in the luminaire details by wireless, and the configuration can be made conveniently on a laptop or on another mobile terminal device. After that, it is easy to load it back into the luminaires, again by wireless. Your own configurations can be stored in the app as profiles which you can then transmit quickly and easily to many luminaires at the same time.

Digitales Abbild der Gebäudestrukturen
Digital image of the building structures

Gebäude, Stockwerk, Raum / Building, Floor, Room

Zugeordnete Leuchten für diese Zone / Assigned luminaires for this zone

Leuchten hinzufügen oder löschen / Adding or deleting luminaires

• Inventarisierung der Leuchten in der Gebäudestruktur
• Optionaler Export via Excel als Dokumentation

• Inventory of luminaires in the building structure
• Optional export via Excel as documentation

LIGHT ADMIN app

- Simple parameterisation of luminaires
- Quick adjustment of our TALK swarm control areas and groups. Changes can be implemented quickly via the app
- Optional password protection per luminaire
- Digital display of building structure and lighting installation for clear documentation and quick inventory
- It is possible to configure devices out of range

**LIGHT
ADMIN**

Waldmann 

Good light for the whole room

There is a multitude of options to illuminate an office building. Architecture, space utilisation, type of work and work sequence must be considered in order to obtain an optimum solution. With a comprehensive product range, Waldmann provides answers to all requirements, even for integration into smart control systems and building automation.



Suspended luminaires

Along with extensive lighting of the room, suspended luminaires combine efficient direct lighting of the workplace with indirect brightening of the ceiling, perceived as pleasant.




Task luminaires

Task luminaires provide additional light at work-places and facilitate difficult visual tasks. Dimmability and movable luminaire arms increase functionality and comfort.



Free-standing luminaires

Since the free-standing luminaires are a mobile solution, they should be adapted to the room and furniture. Ideally, they combine direct and indirect light, which can be dimmed and regulated individually.





Desk-mounted luminaires

Since the desk-mounted luminaires are connected directly to the desk, they should be less pronounced visually in order to blend in with different design styles.




Recessed and surface-mounted luminaires

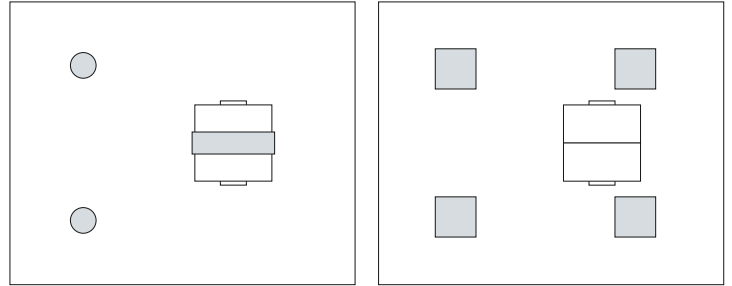
The recessed ceiling luminaires fitted flush in the ceiling display their action less through their design and more through pure light. Thanks to microstructures which redirect the light, the ceiling mounted luminaires ensure homogenous and glare-free light distribution.



Wall-mounted luminaires

Wall-mounted luminaires are used either for directed lighting in the building or for effective focusing on architectural aspects. In corridors and staircases, they ensure better orientation and safety.





Cellular offices

A cellular office usually has two workplaces which can be illuminated both in a space-related and in a workplace-related manner.

Suitable light for every situation – Planning the lighting concepts

For cellular or open-plan office: Correct lighting is the basis for vision, work, atmosphere, and productivity. Professional planning considers all parameters relating to the visual tasks at an office workplace. Thanks to the workplace regulation ASR A3.4, all relevant requirements of the Workplace Ordinance are complied with. The DIN EN 12464-1 standard defines lighting for the room area, activity area and visual task area surrounded by the direct background area. Basically, the procedure used for planning can be as follows:

Space-related lighting

It ensures uniform light in the entire room. This lighting concept is recommended if the arrangement of workplaces is to be flexible. Lighting is usually implemented by means of suspended luminaires with direct/indirect beam pattern or wide-area ceiling recessed or surface-mounted ceiling luminaires.

Workplace-related lighting

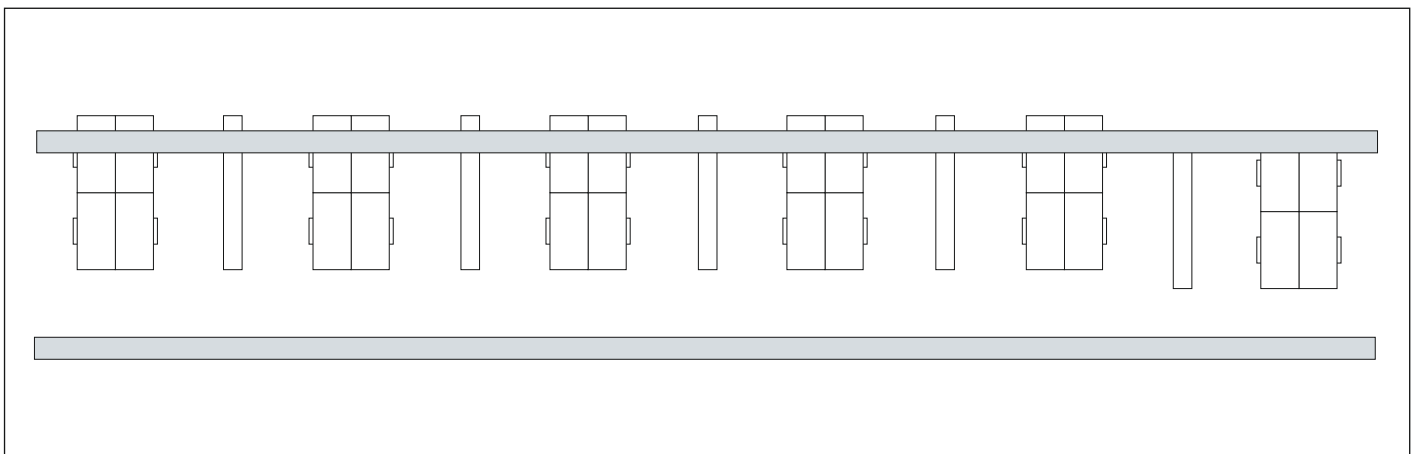
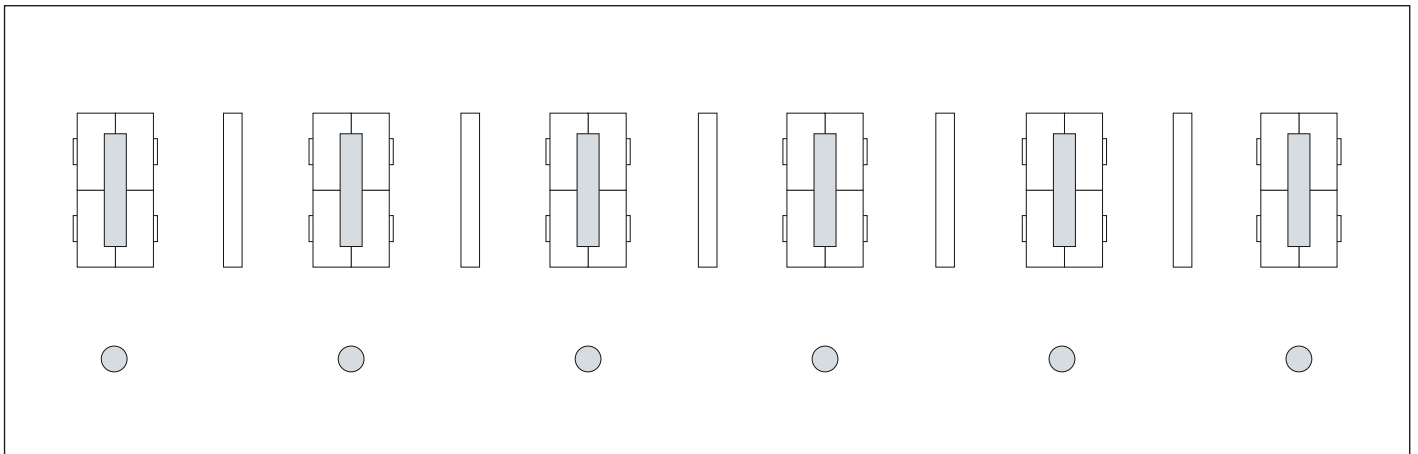
Suitable concept for workplaces with different visual tasks which require different individual illuminance values. It allows good separation of working islands from each other. The working areas are illuminated with minimum 500 lux, while the direct background area (without a margin area of 0.5 m) is illuminated with minimum 300 lux. Suitable for workplace lighting include suspended, desk-mounted or free-standing luminaires with direct/indirect light distribution.

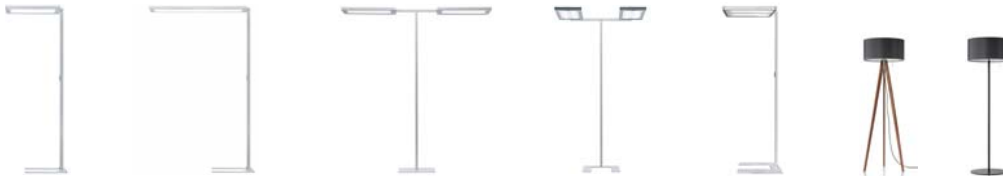
Partial area lighting

For particularly demanding visual tasks, it is advisable to use specific lighting of individual areas of a workplace. Thus, for example, the working surface on the desk can be illuminated by task luminaires to provide additional light. Standard-compliant lighting ensures appropriate lighting of all working areas.

Group offices

Group offices with several workplaces and required common area can also be illuminated in a space- and workplace-related manner.





LAVIGO

ATARO

VIVAA FREE



LAVIGO

ATARO



LAVIGO

IDOO.pendant

IDOO.line

DOTOO.line

ATARO

VIVAA

VIVAA RING



IDOO.fit

DOTOO.fit

DOTOO.spot

IDOO.fit

DOTOO.line



LAVIGO



PARA.MI

DIVA

AVENUE



LAVIGO

FREE-STANDING LUMINAIRES 28



DESK-MOUNTED LUMINAIRES 50



SUSPENDED LUMINAIRES 62



RECESSED AND SURFACE-MOUNTED LUMINAIRES 96



WALL-MOUNTED LUMINAIRES 114




TASK LUMINAIRES 118



ACCESSORIES 132





FREE-STANDING LUMINAIRES



Waldmann 

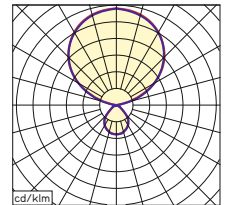
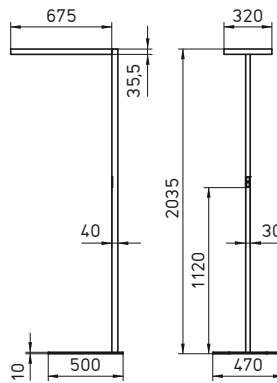
FREE-STANDING LUMINAIRES **LAVIGO**



LAVIGO



Possible positions



LAVIGO at a glance

- Performance level for highest lighting demands
- Optimised ratio of direct to indirect light for standard-compliant, uniform illumination of large light calculation surfaces
- Direct light component with edge-light and light-guide technology for homogenous light exit
- Easy-to-reach, multifunctional operating element
- Human centric lighting VTL for office workplaces
- Retrofittable with TALK module for luminaires equipped with sensor

LAVIGO technical data

	12000 lm	14000 lm	14000 lm	VTL
Luminaire light efficiency	approx. 121 lm/W	approx. 125 lm/W	approx. 125 lm/W	
Light distribution (direct/indirect)	approx. 15 %/85 %	approx. 13 %/87 %	approx. 13 %/87 %	
Luminance	< 3000 cd/m ²			
UGR	< 10			
Colour reproduction	Ra > 80			
Glare-free technology	conical prismatic screen			
Connected load	220 – 240 V; 50/60 Hz			
Energy efficiency class	A++			
Degree of protection	IP 20			
Weight (net)	approx. 19.7 kg			
Mains connection	cable with mains plug, length approx. 3 m			

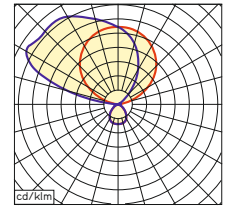
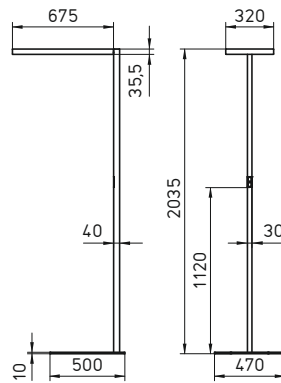
Generation 2 (edge light)

Fitted with	Consumption	Technology	Model	Order No. White	Order No. Silver
12000 lm	approx. 96 W	PIR sensor	DPS 12000/840/R/G2	121 785 000 - 007 418 57	121 785 000 - 007 418 60
12000 lm	approx. 96 W	HFMD sensor	DPS 12000/840/P/G2	121 786 000 - 007 418 69	121 786 000 - 007 418 72
14000 lm	approx. 112 W	dimnable	DPS 14000/840/D/G2	on request	on request
14000 lm	approx. 112 W	PIR sensor	DPS 14000/840/R/G2	121 771 000 - 007 259 95	121 771 000 - 007 260 04
14000 lm	approx. 114 W	PIR sensor	DPS 14000/VTL/R/G2	121 814 000 - 008 003 95	121 814 000 - 008 003 96
14000 lm	approx. 112 W	HFMD sensor	DPS 14000/840/P/G2	121 782 000 - 007 345 13	121 782 000 - 007 345 16

LAVIGO



Possible positions



LAVIGO at a glance

- Performance level for highest lighting demands
- Optimised ratio of direct to indirect light for standard-compliant, uniform illumination of large light calculation surfaces
- Direct light component with edge-light and light-guide technology for homogenous light exit
- Easy-to-reach, multifunctional operating element
- Asymmetric beam
- Retrofittable with TALK module for luminaires equipped with sensor

LAVIGO technical data

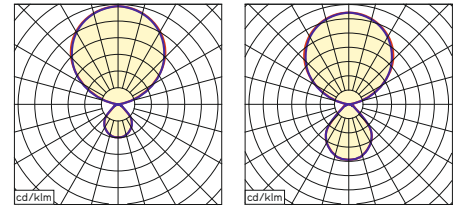
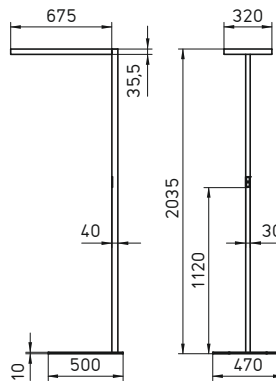
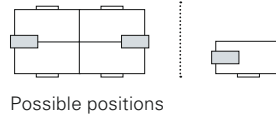
13000 lm

Luminaire light efficiency	approx. 116 lm/W
Light distribution (direct/indirect)	approx. 13 %/87 %
Luminance	< 3000 cd/m ²
UGR	< 10
Colour reproduction	Ra > 80
Glare-free technology	conical prismatic screen
Connected load	220 – 240 V; 50/60 Hz
Energy efficiency class	A++
Degree of protection	IP 20
Weight (net)	approx. 19.7 kg
Mains connection	cable with mains plug, length approx. 3 m

Generation 2 (edge light)

Fitted with	Consumption	Technology	Model	Order No. White	Order No. Silver
13000 lm	approx. 112 W	PIR sensor	DPS 13000/840/R/G2A	121 767 000 - 007 179 78	121 767 000 - 007 259 75
13000 lm	approx. 112 W	HFMD sensor	DPS 13000/840/P/G2A	121 781 000 - 007 334 83	121 781 000 - 007 334 86

LAVIGO



LAVIGO at a glance

- Performance level for classic lighting requirements
- Optimised ratio of direct to indirect light for standard-compliant illumination
- Easy-to-reach, multifunctional operating element
- Retrofittable with TALK module for luminaires equipped with sensor

LAVIGO technical data

	8900 lm	5400 lm
Luminaire light efficiency	approx. 131 lm/W	approx. 125 lm/W
Light distribution (direct/indirect)	approx. 17 % / 83 %	approx. 28 % / 72 %
Luminance	< 2000 cd/m ²	
UGR	< 10	
Colour reproduction	Ra > 80	
Glare-free technology	conical prismatic screen	
Connected load	220 – 240 V; 50/60 Hz	
Energy efficiency class	A++	
Degree of protection	IP 20	
Weight (net)	approx. 19.7 kg	
Mains connection	cable with mains plug, length approx. 3 m	

Generation 1 (backlight) neutral white 4000 K

Fitted with	Consumption	Technology	Model	Order No. White	Order No. Silver
8900 lm	approx. 68 W	dimmable	DPS 288/D	121 711 000 - 006 307 44	121 711 000 - 007 073 15
8900 lm	approx. 68 W	PIR sensor	DPS 288/R	121 710 000 - 006 307 41	121 710 000 - 007 072 82
8900 lm	approx. 68 W	HFMD sensor	DPS 288/P	121 709 000 - 006 307 38	121 709 000 - 007 071 39
5400 lm	approx. 43 W	PIR sensor	DPS 240/R	121 713 000 - 006 307 50	121 713 000 - 007 077 11



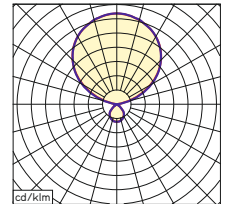
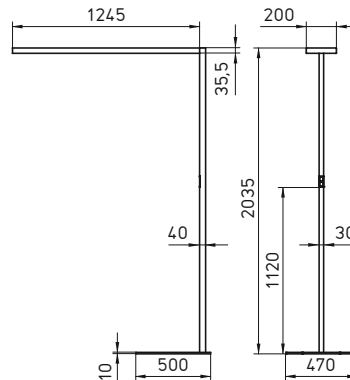




LAVIGO



Possible positions



LAVIGO at a glance

- Performance level optimised to high light intensity
- Optimised ratio of direct to indirect light for standard-compliant illumination
- Direct light component with edge-light and light-guide technology for homogenous light exit
- Easy-to-reach, multifunctional operating element
- Human centric lighting VTL for office workplaces
- Retrofittable with TALK module

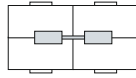
LAVIGO technical data

	16500 lm	18000 lm	VTL
Luminaire light efficiency	approx. 147 lm/W	approx. 140 lm/W	
Light distribution (direct/indirect)	approx. 10 % / 90 %		
Luminance	< 3000 cd/m ²		
UGR	< 10		
Colour reproduction	Ra > 80		
Glare-free technology	conical prismatic screen		
Connected load	220 – 240 V; 50/60 Hz		
Energy efficiency class	A++		
Degree of protection	IP 20		
Weight (net)	approx. 20.8 kg		
Mains connection	cable with mains plug, length approx. 3 m		

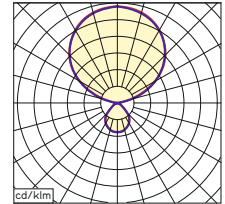
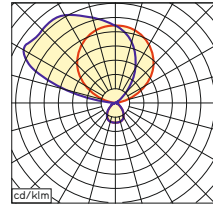
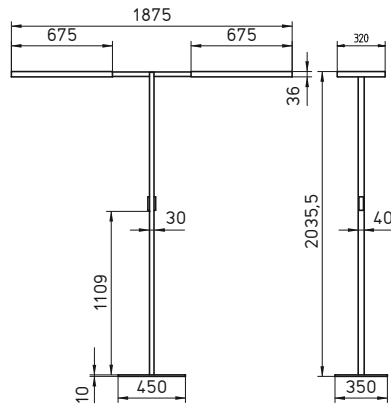
Generation 2 (edge light)

Fitted with	Consumption	Technology	Model	Order No. White	Order No. Silver
16500 lm	approx. 112 W	PIR sensor	DPS 16000/840/R/G2	121 800 000 - 008 026 39	121 800 000 - 008 026 40
18000 lm	approx. 128 W	PIR sensor	DPS 18000/VTL/R/G2	121 820 000 - 008 011 38	121 820 000 - 008 011 39

LAVIGO TWIN-T



Possible positions



LAVIGO at a glance

- Performance level for highest lighting demands
- Optimised ratio of direct to indirect light for standard-compliant, uniform illumination of large light calculation surfaces. For example, up to four workplaces can be illuminated with a centrally positioned LAVIGO TWIN-T
- Direct light component with edge-light and light-guide technology for homogenous light exit
- Human centric lighting VTL for office workplaces
- Retrofittable with TALK module

LAVIGO technical data

26100 lm


28000 lm



Luminaire light efficiency	approx. 116 lm/W	approx. 125 lm/W
Light distribution (direct/indirect)	approx. 13 % / 87 %	
Luminance	< 3000 cd/m ²	
UGR	< 10	
Colour reproduction	Ra > 80	
Glare-free technology	conical prismatic screen	
Connected load	220 – 240 V; 50/60 Hz	
Energy efficiency class	A++	
Degree of protection	IP 20	
Weight (net)	approx. 27 kg	
Mains connection	cable with mains plug, length approx. 3 m	

Generation 2 (edge light)

Fitted with	Consumption	Technology	Model	Order No. White	Order No. Silver
26100 lm	224 W	PIR sensor	DPS 26000/840/R/G2A	121 784 000 - 007 366 73	121 784 000 - 007 366 76
28000 lm	228 W	PIR sensor	DPS 28000/VTL/R/G2	121 815 000 - 008 004 40	121 815 000 - 008 004 42

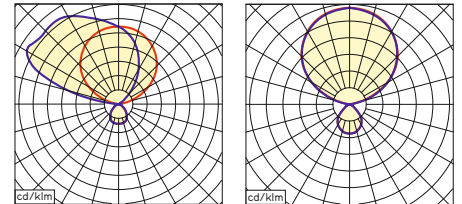
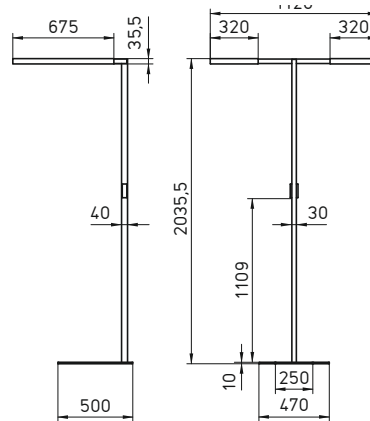




LAVIGO TWIN-U



Possible positions



LAVIGO at a glance

- Performance level for classical requirements
- Optimised ratio of direct to indirect light for standard-compliant, uniform illumination of large light calculation surfaces. For example, a laterally positioned LAVIGO TWIN-U can supply light to two desks situated opposite each other with partition wall and shelf surfaces
- Direct light component with edge-light and light-guide technology for homogenous light exit
- Human centric lighting VTL for office workplaces
- Retrofittable with TALK module

LAVIGO technical data

	26 100 lm	22 900 lm	VTL
Luminaire light efficiency	approx. 116 lm/W	approx. 111 lm/W	
Light distribution (direct/indirect)	approx. 13 % / 87 %	approx. 15 % / 85 %	
Luminance	< 3000 cd/m ²		
UGR	< 10		
Colour reproduction	Ra > 80		
Glare-free technology	conical prismatic screen		
Connected load	220 – 240 V; 50/60 Hz		
Energy efficiency class	A++		
Degree of protection	IP 20		
Weight (net)	approx. 27.6 kg		
Mains connection	cable with mains plug, length approx. 3 m		

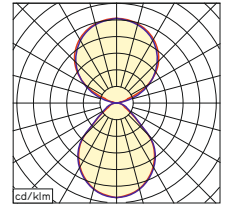
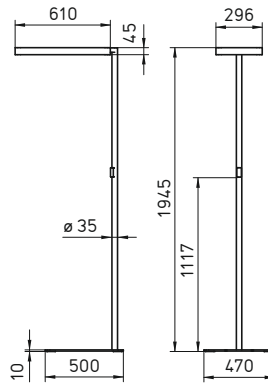
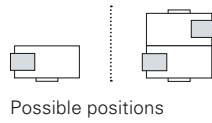
Generation 2 (edge light)

Fitted with	Consumption	Technology	Model	Order No. White	Order No. Silver
26 100 lm	224 W	PIR sensor	DPS 26 000/840/R/G2A	121 783 000 - 007 366 61	121 783 000 - 007 366 64
22 900 lm	206 W	PIR sensor	DPS 24 000/VTL/R/G2	121 778 000 - 007 303 88	121 778 000 - 007 313 92

FREE-STANDING LUMINAIRES
ATARO



ATARO LED



ATARO LED at a glance

- Easy-to-reach, multifunctional operating element
- Head connection can be rotated by +/- 45°
- Closed luminaire head with cover
- Glare-free technology with light-amplifying AMBIO microprisms, incl. Light Forming Technology

ATARO LED technical data

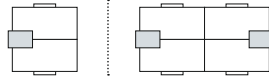
5800 lm

Luminaire light efficiency	approx. 116 lm/W
Light distribution (direct/indirect)	approx. 44 %/56 %
Luminance	< 3000 cd/m ²
UGR	< 16
Colour reproduction	Ra > 80
Glare-free technology	structured cover
Connected load	220 – 240 V; 50/60 Hz
Energy efficiency class	A+
Degree of protection	IP 20
Weight (net)	approx. 18.0 kg
Mains connection	cable with mains plug, length approx. 3 m

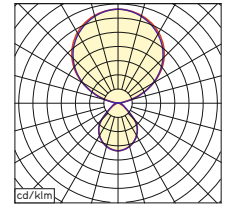
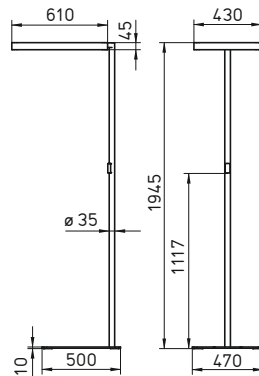
Colour temperature neutral white 4000 K

Fitted with	Consumption	Technology	Model	Order No. White	Order No. Silver
5800 lm	approx. 50 W	PIR sensor	DUS 528/R	121 675 000 - 005 832 86	121 675 000 - 005 834 52
5800 lm	approx. 50 W	HFMD sensor	DUS 528/P	121 671 000 - 005 700 97	121 671 000 - 005 834 40

ATARO LED



Possible positions



ATARO LED at a glance

- Easy-to-reach, multifunctional operating element
- Head connection can be rotated by +/- 45°
- Closed luminaire head with cover
- Glare-free technology with light-amplifying AMBIO microprisms, incl. Light Forming Technology
- Separate switching or dimming of direct and indirect light*

ATARO LED technical data

9800 lm

Luminaire light efficiency	approx. 114 lm/W
Light distribution (direct/indirect)	approx. 27%/73%
Luminance	< 2500 cd/m ²
UGR	< 16
Colour reproduction	Ra > 80
Glare-free technology	structured cover
Connected load	220 – 240 V; 50/60 Hz
Energy efficiency class	A+
Degree of protection	IP 20
Weight (net)	approx. 19 kg
Mains connection	cable with mains plug, length approx. 3 m

Colour temperature neutral white 4000 K

Fitted with	Consumption	Technology	Model	Order No. White	Order No. Silver
9800 lm	approx. 86 W	dimmable	DUS 504/D*	121 660 000 - 005 565 95	121 660 000 - 005 565 98
9800 lm	approx. 86 W	PIR sensor	DUS 504/R	121 659 000 - 005 494 57	121 659 000 - 005 497 50
9800 lm	approx. 86 W	HFMD sensor	DUS 504/P	121 642 000 - 005 352 08	121 642 000 - 005 494 48
9800 lm	approx. 86 W	HFMD sensor	DUS 504/P*		121 688 000 - 005 992 48

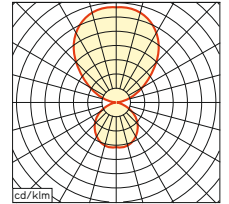
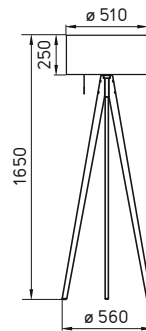


FREE-STANDING LUMINAIRES

VIVAA FREE



VIVAA FREE WOOD



VIVAA FREE Wood at a glance

- Immediately ready for use thanks to Plug & Light
- A high direct light component provides an optimum lighting effect
- Alternatively equipped with VTL (autonomous)
- Additional luminaire shade designs upon request
- Economical thanks to high energy efficiency

VIVAA FREE Wood technical data

4400 lm

Luminaire light efficiency	approx. 97 lm/W
Light distribution (direct/indirect)	approx. 34/66 %
Luminance	< 1900 cd/m ²
UGR	< 16
Colour reproduction	Ra > 80
Glare-free technology	PMMA opal screen
Connected load	220 – 240 V; 50/60 Hz
Energy efficiency class	A+
Degree of protection	IP 20
Weight (net)	approx. 7.6 kg
Mains connection	cable with mains plug, length approx. 3 m

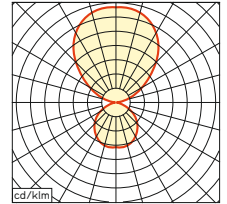
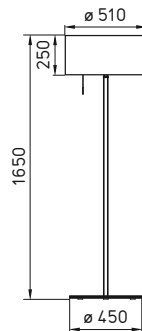
Colour temperature warm white 3000 K

Fitted with	Consumption	Technology	Model	Order No.
4400 lm	approx. 45 W	dimnable	VIVAA FREE Wood	D15 951 00 - 008 028 62

Colour temperature adjustable white 3000 – 6500 K VTL

Fitted with	Consumption	Technology	Model	Order No.
4400 lm	approx. 45 W	switchable	VIVAA FREE VTL Wood	D15 947 00 - 008 029 60

VIVAA FREE METAL



VIVAA FREE Metal at a glance

- Immediately ready for use thanks to Plug & Light
- A high direct light component provides an optimum lighting effect
- Alternatively equipped with VTL (autonomous)
- Additional luminaire shade designs upon request
- Economical thanks to high energy efficiency

VIVAA FREE Metal technical data

4400 lm

Luminaire light efficiency	approx. 97 lm/W
Light distribution (direct/indirect)	approx. 34/66 %
Luminance	< 1900 cd/m ²
UGR	< 16
Colour reproduction	Ra > 80
Glare-free technology	PMMA opal screen
Connected load	220 – 240 V; 50/60 Hz
Energy efficiency class	A+
Degree of protection	IP 20
Weight (net)	approx. 12.7 kg
Mains connection	cable with mains plug, length approx. 2 m

Colour temperature warm white 3000 K

Fitted with	Consumption	Technology	Model	Order No.
4400 lm	approx. 45 W	dimnable	VIVAA FREE Metal	D15 952 00 - 008 029 56

Colour temperature adjustable white 3000 – 6500 K VTL

Fitted with	Consumption	Technology	Model	Order No.
4400 lm	approx. 45 W	switchable	VIVAA FREE VTL Metal	D15 948 00 - 008 029 58





DESK-MOUNTED LUMINAIRES



DESK-MOUNTED LUMINAIRES

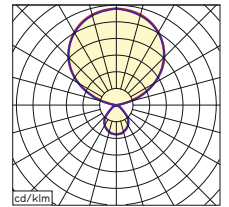
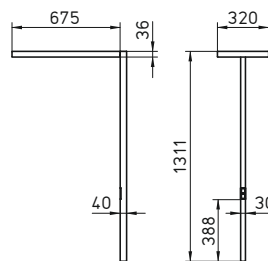
LAVIGO



LAVIGO



Possible positions



LAVIGO at a glance

- Performance level for highest lighting demands
- Optimised ratio of direct to indirect light for standard-compliant, uniform illumination of large light calculation surfaces
- Easy-to-reach, multifunctional operating element
- Adjustable angle of inclination of the standpipe
- Human centric lighting VTL for office workplaces

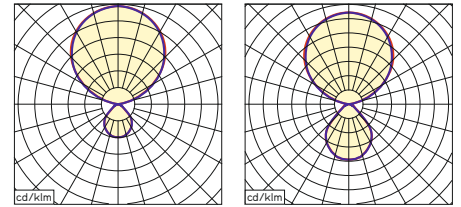
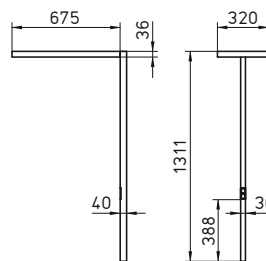
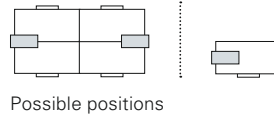
LAVIGO technical data

	12000 lm	14000 lm	14000 lm	VTL
Luminaire light efficiency	approx. 121 lm/W	approx. 125 lm/W	approx. 125 lm/W	
Light distribution (direct/indirect)	approx. 15 %/85 %	approx. 13 %/87 %	approx. 13 %/87 %	
Luminance	< 3000 cd/m ²			
UGR	< 10			
Colour reproduction	Ra > 80			
Glare-free technology	conical prismatic screen			
Connected load	220 – 240 V; 50/60 Hz			
Energy efficiency class	A++			
Degree of protection	IP 20			
Weight (net)	approx. 8.3 kg			
Fastening	table adaptor (accessories)			
Mains connection	cable with mains plug, length approx. 3 m			

Variants in generation 2 (edge light) upon request



LAVIGO



LAVIGO at a glance

- Performance level for classic lighting applications
- Optimised ratio of direct to indirect light for standard-compliant lighting
- Easy-to-reach, multifunctional operating element
- Adjustable angle of inclination of the standpipe

LAVIGO technical data

	8600 lm	5700 lm
Luminaire light efficiency	approx. 139 lm/W	approx. 133 lm/W
Light distribution (direct/indirect)	approx. 20 % / 80 %	approx. 30 % / 70 %
Luminance	< 2500 cd/m ²	
UGR	< 16	
Colour reproduction	Ra > 80	
Glare-free technology	conical prismatic screen	
Connected load	220 – 240 V; 50/60 Hz	
Energy efficiency class	A+	
Degree of protection	IP 20	
Weight (net)	approx. 8.3 kg	
Fastening	table adaptor (accessories)	
Mains connection	cable with mains plug, length approx. 3 m	

Generation 1 (backlight) * neutral white 4000 K

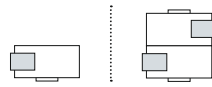
Fitted with	Consumption	Technology	Model	Order No. White	Order No. Silver
8600 lm	approx. 62 W	dimnable	DPT 288/D	121 721 000 - 006 307 77	121 721 000 - 007 075 48
8600 lm	approx. 62 W	PIR sensor	DPT 288/R	121 720 000 - 006 307 74	121 720 000 - 007 074 93
8600 lm	approx. 62 W	HFMD sensor	DPT 288/P	121 719 000 - 006 307 71	121 719 000 - 007 074 78
5700 lm	approx. 43 W	PIR sensor	DPT 240/R	121 723 000 - 006 307 86	121 723 000 - 007 080 37

* Variants in generation 2 (edge light) upon request

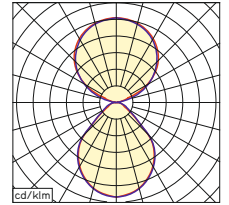
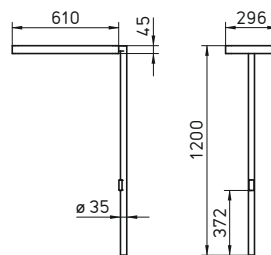
DESK-MOUNTED LUMINAIRES **ATARO**



ATARO LED



Possible positions



ATARO LED at a glance

- Easy-to-reach, multifunctional operating element
- Head connection can be rotated by +/- 45°
- Closed luminaire head with cover
- Glare-free technology with light-amplifying AMBIO microprisms, incl. Light Forming Technology

ATARO LED technical data

5800 lm

Luminaire light efficiency	approx. 116 lm/W
Light distribution (direct/indirect)	approx. 44 %/56 %
Luminance	< 3000 cd/m ²
UGR	< 16
Colour reproduction	Ra > 80
Glare-free technology	structured cover
Connected load	220 – 240 V; 50/60 Hz
Energy efficiency class	A+
Degree of protection	IP 20
Weight (net)	approx. 8.1 kg
Fastening	table adaptor (accessories)
Mains connection	cable with mains plug, length approx. 3 m

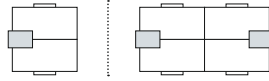
Neutral white 4000 K

Fitted with	Consumption	Technology	Model	Order No. White	Order No. Silver
5800 lm	approx. 50 W	PIR sensor	DUT 528/R	121 678 000 - 005 833 74	121 678 000 - 005 872 66
5800 lm	approx. 50 W	HFMD sensor	DUT 528/P	121 677 000 - 005 833 71	121 677 000 - 005 872 05

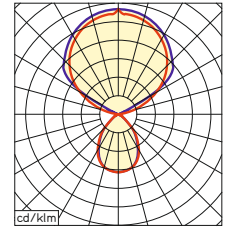
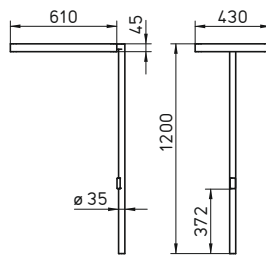




ATARO LED



Possible positions



ATARO LED at a glance

- Easy-to-reach, multifunctional operating element
- Head connection can be rotated by +/- 45°
- Closed luminaire head with cover
- Glare-free technology with light-amplifying AMBIO microprisms, incl. Light Forming Technology
- Separate switching or dimming of direct and indirect light*

ATARO LED technical data

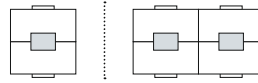
9800 lm

Luminaire light efficiency	approx. 114 lm/W
Light distribution (direct/indirect)	approx. 27%/73%
Luminance	< 2500 cd/m ²
UGR	< 16
Colour reproduction	Ra > 80
Glare-free technology	structured cover
Connected load	220 – 240 V; 50/60 Hz
Energy efficiency class	A+
Degree of protection	IP 20
Weight (net)	approx. 8.8 kg
Fastening	table adaptor (accessories)
Mains connection	cable with mains plug, length approx. 3 m

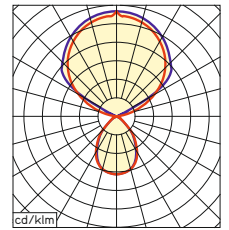
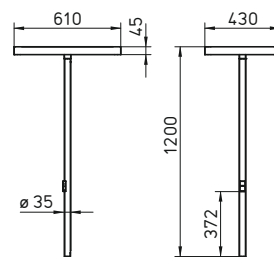
Neutral white 4000 K

Fitted with	Consumption	Technology	Model	Order No. White	Order No. Silver
9800 lm	approx. 86 W	dimmable	DUT 504/D*	121 663 000 - 005 566 08	121 663 000 - 005 566 11
9800 lm	approx. 86 W	PIR sensor	DUT 504/R	121 662 000 - 005 494 66	121 662 000 - 005 497 63
9800 lm	approx. 86 W	HFMD sensor	DUT 504/P	121 661 000 - 005 494 63	121 661 000 - 005 495 12

ATARO LED



Possible positions



ATARO LED at a glance

- Easy-to-reach, multifunctional operating element
- Luminaire head can be rotated by +/- 90°
- Closed luminaire head with cover
- Glare-free technology with light-amplifying AMBIO microprisms, incl. Light Forming Technology
- Separate switching or dimming of direct and indirect light*

ATARO LED technical data

9800 lm

Luminaire light efficiency	approx. 114 lm/W
Light distribution (direct/indirect)	approx. 27 %/73 %
Luminance	< 2500 cd/m ²
UGR	< 16
Colour reproduction	Ra > 80
Glare-free technology	structured cover
Connected load	220 – 240 V; 50/60 Hz
Energy efficiency class	A+
Degree of protection	IP20
Weight (net)	approx. 9 kg
Fastening	table adaptor (accessories)
Mains connection	cable with mains plug, length approx. 3 m

Neutral white 4000 K

Fitted with	Consumption	Technology	Model	Order No. White	Order No. Silver
9800 lm	approx. 86 W	dimmable	DUT 504/D*	121 666 000 - 005 566 21	121 666 000 - 005 566 24
9800 lm	approx. 86 W	PIR sensor	DUT 504/R	121 665 000 - 005 494 75	121 665 000 - 005 505 35
9800 lm	approx. 86 W	HFMD sensor	DUT 504/P	121 664 000 - 005 494 72	121 664 000 - 005 502 62

SUSPENDED LUMINAIRES

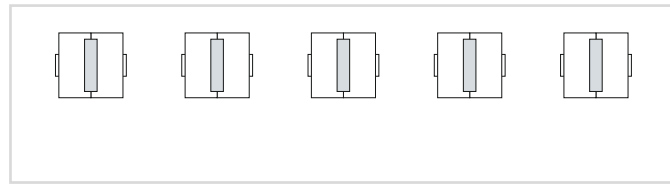




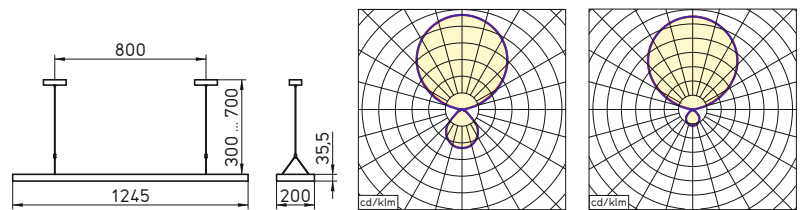
SUSPENDED LUMINAIRES LAVIGO



LAVIGO



Possible positions



LAVIGO at a glance

- Closed luminaire body with cover
- Direct light component with edge-light and light-guide technology for homogenous light exit
- Connection to DALI light management systems
- Biodynamic light LUM CONNECT VTL (Accessories: Controller NET module with SD card required)
- Easy mounting, operating devices integrated into the luminaire
- Retrofittable with TALK module for luminaires equipped with PIR sensor

LAVIGO technical data

	9400 lm	16500 lm	10300 lm	VTL
Luminaire light efficiency	approx. 145 lm/W	approx. 149 lm/W	approx. 130 lm/W	
Light distribution (direct/indirect)	approx. 20 %/80 %	approx. 10 %/90 %	approx. 20 %/80 %	
Luminance	< 3000 cd/m ²			
UGR	< 13			
Colour reproduction	Ra > 80			
Glare-free technology	conical prismatic screen			
Connected load	220 – 240 V; 50/60 Hz			
Energy efficiency class	A++			
Degree of protection	IP 20			
Weight (net)	6.5 kg			
Mains connection	approx. 1 m; with free strand/cable ends			

Generation 2 (edge light)

Fitted with	Consumption	Technology	Model	Order No. White	Order No. Silver
9400 lm	65 W	DALI	DPP 9000/840/D/G2	121 816 000 - 008 004 65	121 816 000 - 008 004 66
9400 lm	65 W	PIR sensor	DPP 9000/840/R/G2	121 817 000 - 008 004 68	121 817 000 - 008 004 69
16500 lm	111 W	DALI	DPP 16000/840/D/G2	121 799 000 - 007 505 45	121 799 000 - 007 505 48
16500 lm	111 W	PIR sensor	DPP 16000/840/R/G2	121 821 000 - 008 013 72	121 821 000 - 008 013 73

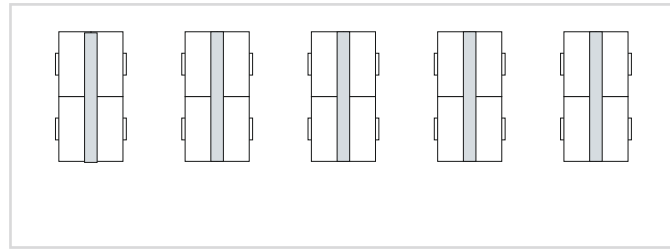
Generation 1 (backlight) VTL**

Fitted with	Consumption	Technology	Model	Order No. White	Order No. Silver
10300 lm	79 W	DALI	DPP 480/D	121 745 000 - 006 798 37	121 745 000 - 006 798 43

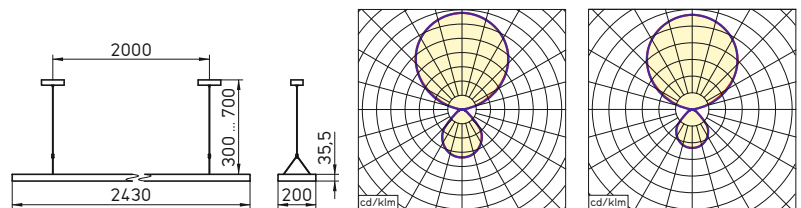

** Accessories: Controller NET module with SD card required



LAVIGO



Possible positions



LAVIGO at a glance

- Closed luminaire body with cover
- Direct light component with edge-light and light-guide technology for homogenous light exit
- Connection to DALI light management systems
- Biodynamic light LUM CONNECT VTL (Accessories: Controller NET module with SD card required)
- Easy mounting, operating devices integrated into the luminaire
- Retrofittable with TALK module for luminaires equipped with PIR sensor

LAVIGO technical data

	14000 lm	24000 lm	13900 lm	VTL
Luminaire light efficiency	approx. 145 lm/W	approx. 145 lm/W	approx. 132 lm/W	
Light distribution (direct/indirect)	approx. 26 %/74 %	approx. 16 %/84 %	approx. 29 %/71 %	
Luminance	< 3000 cd/m ²			
UGR	< 10			
Colour reproduction	Ra > 80			
Glare-free technology	conical prismatic screen			
Connected load	220 – 240 V; 50/60 Hz			
Energy efficiency class	A++			
Degree of protection	IP 20			
Weight (net)	12 kg			
Mains connection	approx. 1 m; with free strand/cable ends			

Generation 2 (edge light)

Fitted with	Consumption	Technology	Model	Order No. White	Order No. Silver
14000 lm	96 W	DALI	DPP 14000/840/D/G2	121 818 000 - 008 007 03	121 818 000 - 008 007 04
14000 lm	96 W	PIR sensor	DPP 14000/840/R/G2	121 819 000 - 008 007 06	121 819 000 - 008 007 07
24000 lm	157 W	DALI	DPP 24000/840/D/G2	121 801 000 - 007 505 63	121 801 000 - 007 505 66
24000 lm	157 W	PIR sensor	DPP 24000/840/R/G2	121 822 000 - 008 013 86	121 822 000 - 008 013 87

Generation 1 (backlight) VTL**

Fitted with	Consumption	Technology	Model	Order No. White	Order No. Silver
13900 lm	105 W	DALI	DPP 960/D	121 746 000 - 006 825 62	121 746 000 - 006 825 65

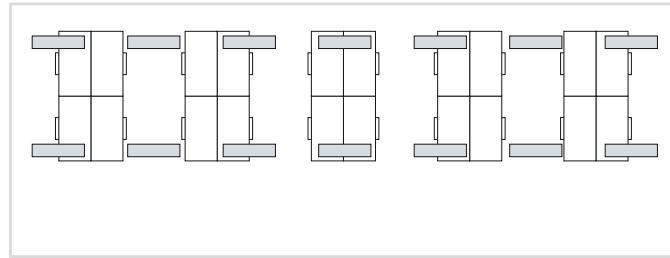
** Accessories: Controller NET module with SD card required

SUSPENDED LUMINAIRES

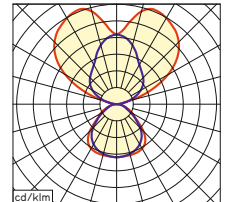
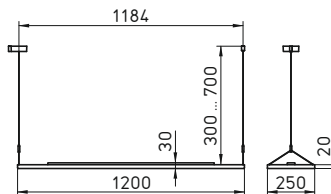
IDOO



IDOO.pendant SINGLE LUMINAIRE



Possible positions



IDOO.pendant at a glance

- Suspended luminaire in particularly flat design
- Direct light component with edge-light and light-guide technology for homogenous light exit
- Indirect light component with Batwing diffuser for a wide-beam light exit
- Also available as version for daisy chaining
- Biodynamic light LUM CONNECT VTL (Accessories: Controller NET module with SD card required)
- Easy mounting, operating devices integrated into the luminaire

IDOO.pendant technical data

6900 lm

8400 lm



Luminaire light efficiency	approx. 141 lm/W
Light distribution (direct/indirect)	approx. 34 % / 66 %
Luminance	< 2500 cd/m ²
UGR	< 16
Colour reproduction	Ra > 80
Glare-free technology	conical prismatic screen
Connected load	220 – 240 V; 50/60 Hz
Energy efficiency class	A+
Degree of protection	IP 20
Weight (net)	7.5 kg
Mains connection	approx. 1 m; with free strand/cable ends

Neutral white 4000 K

Fitted with	Consumption	Technology	Model	Order No. White	Order No. Silver
6900 lm	49 W	DALI	IPP 7000/840/D	113 263 000 - 006 887 60	113 265 000 - 006 887 66

VTL**

Fitted with	Consumption	Technology	Model	Order No. White	Order No. Silver
8400 lm	65 W	DALI	IPP 7000/VTL/D	113 264 000 - 006 887 63	113 266 000 - 006 887 71

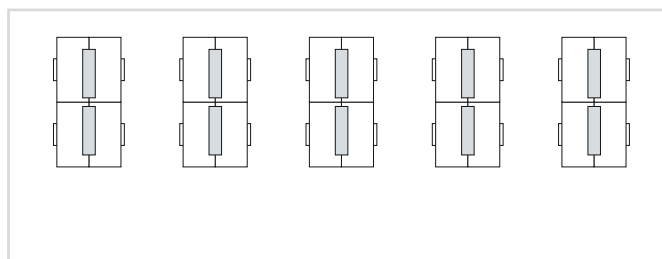
** Accessories: Controller NET module with SD card required



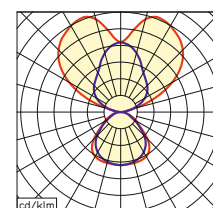
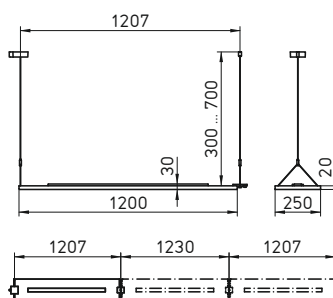




IDOO.pendant LUMINAIRE FOR DAISY CHAINING



Possible positions



IDOO.pendant at a glance

- Suspended luminaire in particularly flat design
- Direct light component with edge-light and light-guide technology for homogenous light exit
- Indirect light component with Batwing diffuser for a wide-beam light exit
- Easy-to-install mechanical and electrical connections between the luminaires
- Start luminaire with mains connection
- Up to 6 luminaires at one mains connection
- Connecting elements included in the scope of delivery of the corresponding luminaire type
- Biodynamic light LUM CONNECT VTL (Accessories: Controller NET module with SD card required)

IDOO.pendant technical data

6900 lm

8400 lm



Luminaire light efficiency	approx. 141 lm/W
Light distribution (direct/indirect)	approx. 34 % / 66 %
Luminance	< 2500 cd/m ²
UGR	< 16
Colour reproduction	Ra > 80
Glare-free technology	conical prismatic screen
Connected load	220 – 240 V; 50/60 Hz
Energy efficiency class	A+
Degree of protection	IP 20
Weight (net)	7.5 kg
Mains connection (start luminaire)	approx. 1 m; with free strand/cable ends

Neutral white 4000 K

Fitted with	Consumption	Technology	Model	Special Feature	Order No. White	Order No. Silver
6900 lm	49 W	DALI	IPP 7000/840/D	start luminaire	113 267 000 - 006 887 74	113 269 000 - 006 888 20
6900 lm	49 W	DALI	IPP 7000/840/D	middle luminaire	113 271 000 - 006 888 31	113 273 000 - 006 888 37
6900 lm	49 W	DALI	IPP 7000/840/D	end luminaire	113 275 000 - 006 888 44	113 277 000 - 006 888 51

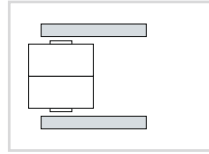
VTL**

Fitted with	Consumption	Technology	Model	Special Feature	Order No. White	Order No. Silver
8400 lm	65 W	DALI	IPP 7000/VTL/D	start luminaire	113 268 000 - 006 887 93	113 270 000 - 006 888 28
8400 lm	65 W	DALI	IPP 7000/VTL/D	middle luminaire	113 272 000 - 006 888 34	113 274 000 - 006 888 41
8400 lm	65 W	DALI	IPP 7000/VTL/D	end luminaire	113 276 000 - 006 888 48	113 278 000 - 006 888 54

** Accessories: Controller NET module with SD card required

IDOO.line

SINGLE LUMINAIRE

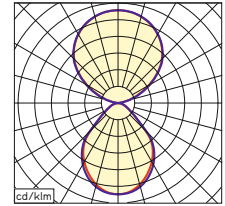
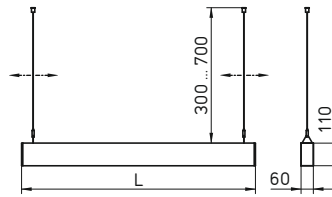


Possible positions



IDOO.line at a glance

- Light line with direct and indirect light exit
- Efficiency-boosting reflection technology and conical prismatic screen with direct light component ensure standard-compliant uniform illumination
- Maintenance-friendly due to easy access to ballasts



IDOO.line technical data	2300 lm	3100 lm	3900 lm	6200 lm
Luminaire light efficiency	approx. 120 lm/W			
Light distribution (direct/indirect)	approx. 40 % / 60 %			
Luminance	< 2600 cd/m ²			
UGR	< 16			
Colour reproduction	Ra > 80			
Glare-free technology	conical prismatic screen			
Connected load	220 – 240 V; 50/60 Hz			
Energy efficiency class	A+			
Degree of protection	IP40			
Weight (net)	3.5 kg/m			
Mains connection	approx. 1 m; with free strand/cable ends			

Neutral white 4000 K

Fitted with	Consumption	Technology	Model	Length	Order No. White	Order No. Silver
2300 lm	approx. 19 W	DALI	ILP 2000/840/D	854 mm	113 287 000 - 006 925 09	113 288 000 - 006 925 12
3100 lm	approx. 26 W	DALI	ILP 3000/840/D	1 134 mm	113 289 000 - 006 925 16	113 290 000 - 006 925 19
3900 lm	approx. 32 W	DALI	ILP 4000/840/D	1 414 mm	113 291 000 - 006 925 22	113 292 000 - 006 925 25
6200 lm	approx. 51 W	DALI	ILP 6000/840/D	2 256 mm	113 293 000 - 006 925 30	113 294 000 - 006 925 33

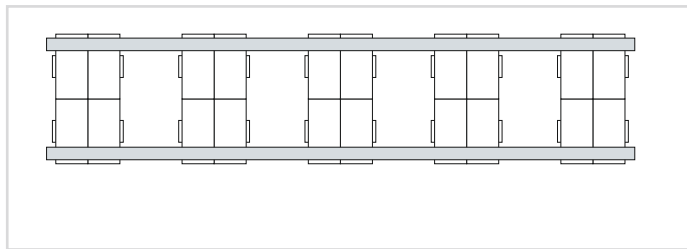


IDOO.line technical data	2200 lm	2900 lm	3600 lm	5900 lm
Luminaire light efficiency	approx. 115 lm/W			
Light distribution (direct/indirect)	approx. 40 % / 60 %			
Luminance	< 2600 cd/m ²			
UGR	< 16			
Colour reproduction	Ra > 80			
Glare-free technology	conical prismatic screen			
Connected load	220 – 240 V; 50/60 Hz			
Energy efficiency class	A+			
Degree of protection	IP40			
Weight (net)	3.5 kg/m			
Mains connection	approx. 1 m; with free strand/cable ends			

Warm white 3000 K

Fitted with	Consumption	Technology	Model	Length	Order No. White	Order No. Silver
2200 lm	approx. 19 W	DALI	ILP 2000/830/D	854 mm	113 634 000 - 007 481 59	113 638 000 - 007 481 62
2900 lm	approx. 26 W	DALI	ILP 3000/830/D	1 134 mm	113 642 000 - 007 481 65	113 646 000 - 007 482 12
3600 lm	approx. 32 W	DALI	ILP 4000/830/D	1 414 mm	113 650 000 - 007 482 41	113 654 000 - 007 482 53
5900 lm	approx. 51 W	DALI	ILP 6000/830/D	2 256 mm	113 658 000 - 007 483 69	113 662 000 - 007 483 78

IDOO.line MODULAR SYSTEM

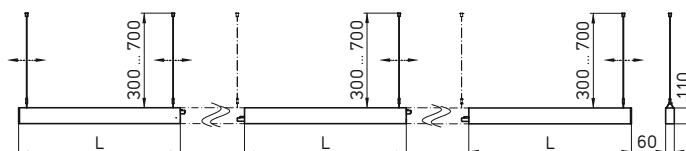


Possible positions



IDOO.line at a glance

- Free and individual interlinking options, using different start, middle and end luminaires, allow individual design of continuous light lines
- Mechanical and electrical connection of the individual modules without tools
- Start luminaire with mains connection
- Up to 18 m on one mains connection



IDOO.line technical data	2300 lm	3100 lm	3900 lm	6200 lm
Luminaire light efficiency	approx. 120 lm/W			
Light distribution (direct/indirect)	approx. 40 %/60 %			
Luminance	< 2600 cd/m ²			
UGR	< 16			
Colour reproduction	Ra > 80			
Glare-free technology	structured cover			
Connected load	220 – 240 V; 50/60 Hz			
Energy efficiency class	A+			
Degree of protection	IP40			
Weight (net)	3.5 kg/m			
Mains connection (start luminaire)	approx. 1 m; with free strand/cable ends			

Neutral white 4000 K

Fitted with	Consumption	Technology	Model	Length	Special Feature	Order No. White	Order No. Silver
2300 lm	approx. 19 W	DALI	ILP 2000/840/D	848 mm	start luminaire	113 295 000 - 006 925 43	113 298 000 - 006 925 58
2300 lm	approx. 19 W	DALI	ILP 2000/840/D	842 mm	middle luminaire	113 296 000 - 006 925 46	113 299 000 - 006 925 61
2300 lm	approx. 19 W	DALI	ILP 2000/840/D	848 mm	end luminaire	113 297 000 - 006 925 55	113 300 000 - 006 925 64
3100 lm	approx. 26 W	DALI	ILP 3000/840/D	1128 mm	start luminaire	113 301 000 - 006 925 67	113 304 000 - 006 925 76
3100 lm	approx. 26 W	DALI	ILP 3000/840/D	1122 mm	middle luminaire	113 302 000 - 006 925 70	113 305 000 - 006 925 79
3100 lm	approx. 26 W	DALI	ILP 3000/840/D	1128 mm	end luminaire	113 303 000 - 006 925 73	113 306 000 - 006 925 82
3900 lm	approx. 32 W	DALI	ILP 4000/840/D	1408 mm	start luminaire	113 307 000 - 006 925 85	113 310 000 - 006 925 94
3900 lm	approx. 32 W	DALI	ILP 4000/840/D	1402 mm	middle luminaire	113 308 000 - 006 925 88	113 311 000 - 006 925 97
3900 lm	approx. 32 W	DALI	ILP 4000/840/D	1408 mm	end luminaire	113 309 000 - 006 925 91	113 312 000 - 006 926 00
6200 lm	approx. 51 W	DALI	ILP 6000/840/D	2250 mm	start luminaire	113 313 000 - 006 926 03	113 316 000 - 006 926 12
6200 lm	approx. 51 W	DALI	ILP 6000/840/D	2244 mm	middle luminaire	113 314 000 - 006 926 06	113 317 000 - 006 926 18
6200 lm	approx. 51 W	DALI	ILP 6000/840/D	2250 mm	end luminaire	113 315 000 - 006 926 09	113 318 000 - 006 926 21



IDOO.line technical data	2200 lm	2900 lm	3600 lm	5900 lm
Luminaire light efficiency	approx. 115 lm/W			
Light distribution (direct/indirect)	approx. 40 % / 60 %			
Luminance	< 2600 cd/m ²			
UGR	< 16			
Colour reproduction	Ra > 80			
Glare-free technology	structured cover			
Connected load	220 – 240 V; 50/60 Hz			
Energy efficiency class	A+			
Degree of protection	IP40			
Weight (net)	3.5 kg/m			
Mains connection (start luminaire)	approx. 1 m; with free strand/cable ends			

Warm white 3000 K

Fitted with	Consumption	Technology	Model	Length	Special Feature	Order No. White	Order No. Silver
2200 lm	approx. 19 W	DALI	ILP 2000/830/D	848 mm	start luminaire	113 635 000 - 007 481 69	113 639 000 - 007 481 86
2200 lm	approx. 19 W	DALI	ILP 2000/830/D	842 mm	middle luminaire	113 636 000 - 007 481 72	113 640 000 - 007 481 89
2200 lm	approx. 19 W	DALI	ILP 2000/830/D	848 mm	end luminaire	113 637 000 - 007 481 75	113 641 000 - 007 481 93
2900 lm	approx. 26 W	DALI	ILP 3000/830/D	1128 mm	start luminaire	113 643 000 - 007 482 00	113 647 000 - 007 482 18
2900 lm	approx. 26 W	DALI	ILP 3000/830/D	1122 mm	middle luminaire	113 644 000 - 007 482 03	113 648 000 - 007 482 24
2900 lm	approx. 26 W	DALI	ILP 3000/830/D	1128 mm	end luminaire	113 645 000 - 007 482 07	113 649 000 - 007 482 27
3600 lm	approx. 32 W	DALI	ILP 4000/830/D	1408 mm	start luminaire	113 651 000 - 007 482 44	113 655 000 - 007 482 56
3600 lm	approx. 32 W	DALI	ILP 4000/830/D	1402 mm	middle luminaire	113 652 000 - 007 482 47	113 656 000 - 007 482 59
3600 lm	approx. 32 W	DALI	ILP 4000/830/D	1408 mm	end luminaire	113 653 000 - 007 482 50	113 657 000 - 007 482 62
5900 lm	approx. 51 W	DALI	ILP 6000/830/D	2250 mm	start luminaire	113 659 000 - 007 483 66	113 663 000 - 007 483 81
5900 lm	approx. 51 W	DALI	ILP 6000/830/D	2244 mm	middle luminaire	113 660 000 - 007 483 72	113 664 000 - 007 483 84
5900 lm	approx. 51 W	DALI	ILP 6000/830/D	2250 mm	end luminaire	113 661 000 - 007 483 75	113 665 000 - 007 483 87





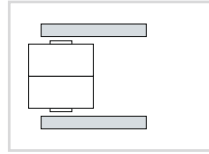
SUSPENDED LUMINAIRES **DOTOO**





DOTOO.line

SINGLE LUMINAIRE

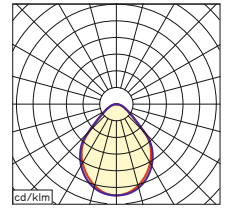
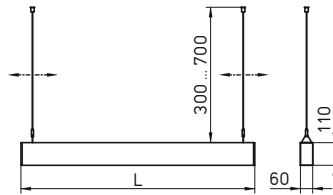


Possible positions



DOTOO.line at a glance

- Light line with direct light exit
- Efficiency-boosting reflection technology and conical prismatic screen with direct light component ensure standard-compliant uniform illumination
- Maintenance-friendly due to easy access to ballasts



DOTOO.line technical data	1000 lm	1350 lm	1700 lm	2700 lm
Luminaire light efficiency	approx. 90 lm/W			
Light distribution (direct)	100 %			
Luminance	< 3000 cd/m ²			
UGR	< 19			
Colour reproduction	Ra > 80			
Glare-free technology	conical prismatic screen			
Connected load	220 – 240 V; 50/60 Hz			
Energy efficiency class	A+			
Degree of protection	IP40			
Weight (net)	3.1 kg/m			
Mains connection	approx. 1 m; with free strand/cable ends			

Neutral white 4000 K

Fitted with	Consumption	Technology	Model	Length	Order No. White	Order No. Silver
1000 lm	approx. 11 W	DALI	DLP 1000/840/D	854 mm	113 902 000 - 007 576 96	113 934 000 - 007 577 95
1350 lm	approx. 16 W	DALI	DLP 1500/840/D	1 134 mm	113 906 000 - 007 577 08	113 938 000 - 007 578 07
1700 lm	approx. 19 W	DALI	DLP 2000/840/D	1 414 mm	113 910 000 - 007 577 20	113 942 000 - 007 578 20
2700 lm	approx. 30 W	DALI	DLP 3000/840/D	2 256 mm	113 914 000 - 007 577 32	113 946 000 - 007 578 77

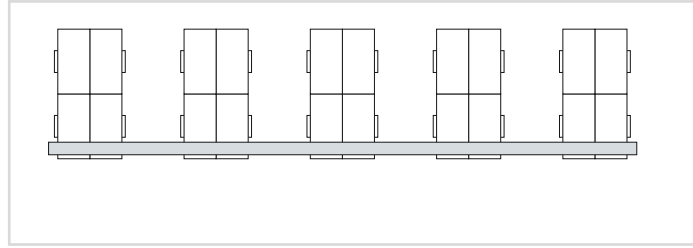


DOTOO.line technical data	950 lm	1300 lm	1600 lm	2600 lm
Luminaire light efficiency	approx. 85 lm/W			
Light distribution (direct)	100 %			
Luminance	< 3000 cd/m ²			
UGR	< 19			
Colour reproduction	Ra > 80			
Glare-free technology	conical prismatic screen			
Connected load	220 – 240 V; 50/60 Hz			
Energy efficiency class	A+			
Degree of protection	IP40			
Weight (net)	3.1 kg/m			
Mains connection	approx. 1 m; with free strand/cable ends			

Warm white 3000 K

Fitted with	Consumption	Technology	Model	Length	Order No. White	Order No. Silver
950 lm	approx. 11 W	DALI	DLP 1000/830/D	854 mm	113 918 000 - 007 577 44	113 950 000 - 007 578 89
1300 lm	approx. 16 W	DALI	DLP 1500/830/D	1 134 mm	113 922 000 - 007 577 59	113 954 000 - 007 579 01
1600 lm	approx. 19 W	DALI	DLP 2000/830/D	1 414 mm	113 926 000 - 007 577 71	113 958 000 - 007 579 13
2600 lm	approx. 30 W	DALI	DLP 3000/830/D	2 256 mm	113 930 000 - 007 577 83	113 962 000 - 007 579 25

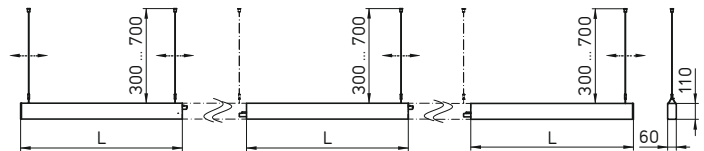
DOTOO.line MODULAR SYSTEM



Possible positions

DOTOO.line at a glance

- Free and individual interlinking options, using different start, middle and end luminaires, allow individual design of continuous light lines
- Mechanical and electrical connection of the individual modules without tools
- Start luminaire with mains connection
- Up to 18 m on one mains connection



DOTOO.line technical data	1000 lm	1350 lm	1700 lm	2700 lm
Luminaire light efficiency	approx. 90 lm/W			
Light distribution (direct)	100 %			
Luminance	< 3000 cd/m ²			
UGR	< 19			
Colour reproduction	Ra > 80			
Glare-free technology	structured cover			
Connected load	220 – 240 V; 50/60 Hz			
Energy efficiency class	A+			
Degree of protection	IP40			
Weight (net)	3.1 kg/m			
Mains connection (start luminaire)	approx. 1 m; with free strand/cable ends			

Neutral white 4000 K

Fitted with	Consumption	Technology	Model	Length	Special Feature	Order No. White	Order No. Silver
1000 lm	approx. 11 W	DALI	DLP 1000/840/D	848 mm	start luminaire	113 903 000 - 007 576 99	113 935 000 - 007 577 98
1000 lm	approx. 11 W	DALI	DLP 1000/840/D	842 mm	middle luminaire	113 904 000 - 007 577 02	113 936 000 - 007 578 01
1000 lm	approx. 11 W	DALI	DLP 1000/840/D	848 mm	end luminaire	113 905 000 - 007 577 05	113 937 000 - 007 578 04
1350 lm	approx. 16 W	DALI	DLP 1500/840/D	1128 mm	start luminaire	113 907 000 - 007 577 11	113 939 000 - 007 578 11
1350 lm	approx. 16 W	DALI	DLP 1500/840/D	1122 mm	middle luminaire	113 908 000 - 007 577 14	113 940 000 - 007 578 14
1350 lm	approx. 16 W	DALI	DLP 1500/840/D	1128 mm	end luminaire	113 909 000 - 007 577 17	113 941 000 - 007 578 17
1700 lm	approx. 19 W	DALI	DLP 2000/840/D	1408 mm	start luminaire	113 911 000 - 007 577 23	113 943 000 - 007 578 29
1700 lm	approx. 19 W	DALI	DLP 2000/840/D	1402 mm	middle luminaire	113 912 000 - 007 577 26	113 944 000 - 007 578 45
1700 lm	approx. 19 W	DALI	DLP 2000/840/D	1408 mm	end luminaire	113 913 000 - 007 577 29	113 945 000 - 007 578 74
2700 lm	approx. 30 W	DALI	DLP 3000/840/D	2250 mm	start luminaire	113 915 000 - 007 577 35	113 947 000 - 007 578 80
2700 lm	approx. 30 W	DALI	DLP 3000/840/D	2244 mm	middle luminaire	113 916 000 - 007 577 38	113 948 000 - 007 578 83
2700 lm	approx. 30 W	DALI	DLP 3000/840/D	2250 mm	end luminaire	113 917 000 - 007 577 41	113 949 000 - 007 578 86



DOTOO.line technical data	950 lm	1300 lm	1600 lm	2600 lm
Luminaire light efficiency	approx. 85 lm/W			
Light distribution (direct)	100 %			
Luminance	< 3000 cd/m ²			
UGR	< 19			
Colour reproduction	Ra > 80			
Glare-free technology	structured cover			
Connected load	220 – 240 V; 50/60 Hz			
Energy efficiency class	A+			
Degree of protection	IP40			
Weight (net)	3.1 kg/m			
Mains connection (start luminaire)	approx. 1 m; with free strand/cable ends			

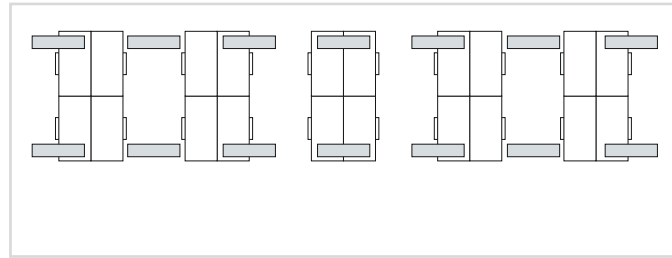
Warm white 3000 K

Fitted with	Consumption	Technology	Model	Length	Special Feature	Order No. White	Order No. Silver
950 lm	approx. 19 W	DALI	DLP 1000/830/D	848 mm	start luminaire	113 919 000 - 007 577 47	113 951 000 - 007 578 92
950 lm	approx. 19 W	DALI	DLP 1000/830/D	842 mm	middle luminaire	113 920 000 - 007 577 50	113 952 000 - 007 578 95
950 lm	approx. 19 W	DALI	DLP 1000/830/D	848 mm	end luminaire	113 921 000 - 007 577 56	113 953 000 - 007 578 98
1300 lm	approx. 26 W	DALI	DLP 1500/830/D	1128 mm	start luminaire	113 923 000 - 007 577 62	113 955 000 - 007 579 04
1300 lm	approx. 26 W	DALI	DLP 1500/830/D	1122 mm	middle luminaire	113 924 000 - 007 577 65	113 956 000 - 007 579 07
1300 lm	approx. 26 W	DALI	DLP 1500/830/D	1128 mm	end luminaire	113 925 000 - 007 577 68	113 957 000 - 007 579 10
1600 lm	approx. 32 W	DALI	DLP 2000/830/D	1408 mm	start luminaire	113 927 000 - 007 577 74	113 959 000 - 007 579 16
1600 lm	approx. 32 W	DALI	DLP 2000/830/D	1402 mm	middle luminaire	113 928 000 - 007 577 77	113 960 000 - 007 579 19
1600 lm	approx. 32 W	DALI	DLP 2000/830/D	1408 mm	end luminaire	113 929 000 - 007 577 80	113 961 000 - 007 579 22
2600 lm	approx. 51 W	DALI	DLP 3000/830/D	2250 mm	start luminaire	113 931 000 - 007 577 86	113 963 000 - 007 579 33
2600 lm	approx. 51 W	DALI	DLP 3000/830/D	2244 mm	middle luminaire	113 932 000 - 007 577 89	113 964 000 - 007 579 36
2600 lm	approx. 51 W	DALI	DLP 3000/830/D	2250 mm	end luminaire	113 933 000 - 007 577 92	113 965 000 - 007 579 42

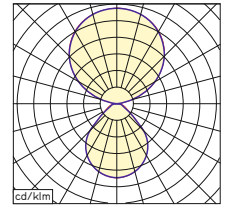
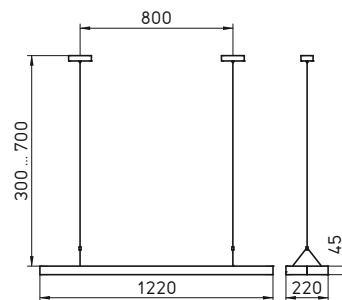
SUSPENDED LUMINAIRES ATARO



ATARO LED



Possible positions



ATARO LED at a glance

- Closed luminaire body with cover
- Glare-free technology with light-amplifying AMBIO microprisms, incl. Light Forming Technology
- Connection to DALI light management systems

ATARO LED technical data

7100 lm

Luminaire light efficiency	approx. 140 lm/W
Light distribution (direct/indirect)	approx. 35 % / 65 %
Luminance	< 3000 cd/m ²
UGR	< 13
Colour reproduction	Ra > 85
Glare-free technology	structured cover
Connected load	220 – 240 V; 50/60 Hz
Energy efficiency class	A++
Degree of protection	IP 20
Weight (net)	approx. 6.6 kg
Mains connection	approx. 1 m; with free strand/cable ends

Neutral white 4000 K

Fitted with	Consumption	Technology	Model	Order No. Anodised Aluminium
7100 lm	approx. 50 W	DALI	DUP 160/D	121 670 000 - 005 645 29

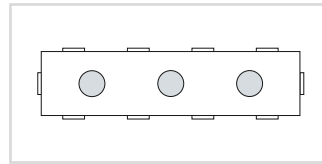




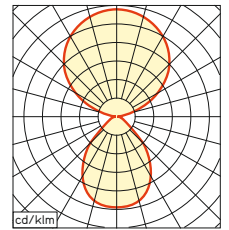
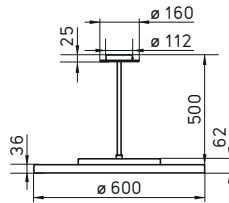
SUSPENDED LUMINAIRES VIVAA



VIVAA



Possible positions



VIVAA at a glance

- Extremely low decorative ring, only 36 mm in height
- Cost efficiency thanks to maximum luminaire luminous flux
- Easy cleaning due to closed design
- Quick mounting, maintenance-free
- Optimum light conditions
- Suitable as emergency lighting
- Biodynamic light LUM CONNECT VTL (Accessories: Controller NET module with SD card required)

VIVAA technical data

	8600 lm	10700 lm	VTL
Luminaire light efficiency	approx. 105 lm/W	approx. 108 lm/W	
Light distribution (direct/indirect)	approx. 40 %/60 %		
Luminance	< 3000 cd/m ²		
UGR	< 19		
Colour reproduction	Ra > 80		
Glare-free technology	CDP microprism cover		
Connected load	220 – 240 V; 50/60 Hz		
Energy efficiency class	A+		
Degree of protection	IP 20		
Weight (net)	approx. 8.1 kg		
Mains connection	permanent connection		

Neutral white 4000 K

Fitted with	Consumption	Technology	Model	Order No.
8600 lm	approx. 82 W	DALI	C 600 (DALI)	D15 646 000 - 006 607 66

Warm white 3000 K

Fitted with	Consumption	Technology	Model	Order No.
8600 lm	approx. 82 W	DALI	C 600 (DALI)	D15 514 000 - 006 433 27

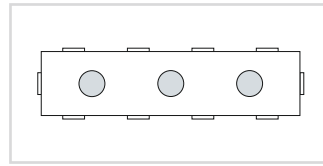
VTL**

Fitted with	Consumption	Technology	Model	Order No.
10700 lm	approx. 99 W	DALI	VTL C 600	D15 515 000 - 006 436 88

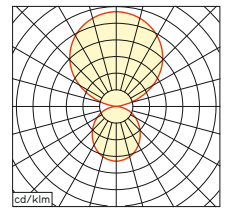
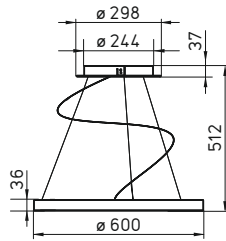
** Accessories: Controller NET module with SD card required



VIVAA RING



Possible positions



VIVAA RING at a glance

- Extremely low decorative ring, only 36 mm in height
- Cost efficiency thanks to maximum luminaire luminous flux
- Easy cleaning due to closed design
- Quick mounting, maintenance-free
- Optimum light conditions
- Suitable as emergency lighting
- Biodynamic light LUM CONNECT VTL (Accessories: Controller NET module with SD card required)

VIVAA RING technical data

	9000 lm	13400 lm	VTL
Luminaire light efficiency	approx. 108 lm/W	approx. 110 lm/W	
Light distribution (direct/indirect)	approx. 40 %/60 %		
Luminance	< 3000 cd/m ²		
UGR	< 19		
Colour reproduction	Ra > 80		
Glare-free technology	CDP microprism cover		
Connected load	220 – 240 V; 50/60 Hz		
Energy efficiency class	A+		
Degree of protection	IP 20		
Weight (net)	approx. 8.1 kg		
Mains connection	permanent connection		

Neutral white 4000 K

Fitted with	Consumption	Technology	Model	Order No.
9000 lm	approx. 83 W	DALI	C 600 (DALI)	D15 806 000 - 007 237 01

Warm white 3000 K

Fitted with	Consumption	Technology	Model	Order No.
9000 lm	approx. 83 W	DALI	C 600 (DALI)	D15 746 000 - 007 200 62

VTL**

Fitted with	Consumption	Technology	Model	Order No.
13400 lm	approx. 122 W	DALI	VTL C 600	D15 793 000 - 007 245 50

** Accessories: Controller NET module with SD card required







RECESSED AND
SURFACE-MOUNTED
LUMINAIRES

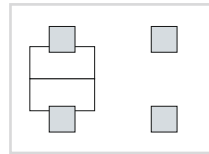


RECESSED LUMINAIRES

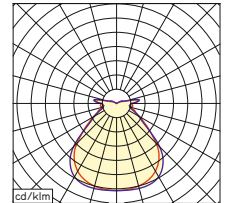
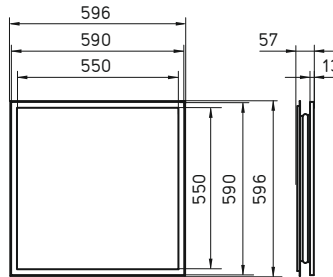
IDOO



IDOO.fit RECESSED LUMINAIRE



Possible positions



IDOO.fit at a glance

- LED recessed luminaire for illumination of for workplace and room lighting in particularly flat design for efficient lighting
- Uniform and homogenous direct light using edge-light and light-guide technology
- Indirect lighting component with specially designed lens to brighten the ceiling
- Biodynamic light LUM CONNECT VTL (Accessories: Controller NET module with SD card required)
- Versatile, simple ceiling integration for national and international standard dimensions, sawed ceiling cutouts and mounting situations

IDOO.fit technical data

	5400 lm	5300 lm	6700 lm	VTL
Luminaire light efficiency	125 lm/W			
Light distribution (direct/indirect)	86 % / 14 %			
Colour reproduction	Ra > 80			
Glare-free technology	conical prismatic screen			
Connected load	220 – 240 V; 50/60 Hz			
Energy efficiency class	A++			
Degree of protection	IP 20			
Weight (net)	approx. 9.1 kg			
Mains connection	connection terminal			

Colour temperature neutral white 4000 K

Fitted with	Consumption	Technology	Model	Installation Dimension	Order No. White
5400 lm	43 W	DALI	IFE 5000/840/D	grid ceiling 600 x 600 mm	113 868 000 - 007 537 10
5400 lm	43 W	DALI	IFE 5000/840/D	grid ceiling 625 x 625 mm	113 871 000 - 007 537 19
5400 lm	43 W	DALI	IFE 5000/840/D	575 x 575 mm	113 874 000 - 007 537 28

Colour temperature warm white 3000 K

Fitted with	Consumption	Technology	Model	Installation Dimension	Order No. White
5300 lm	43 W	DALI	IFE 5000/830/D	grid ceiling 600 x 600 mm	113 867 000 - 007 537 07
5300 lm	43 W	DALI	IFE 5000/830/D	grid ceiling 625 x 625 mm	113 870 000 - 007 537 16
5300 lm	43 W	DALI	IFE 5000/830/D	575 x 575 mm	113 873 000 - 007 537 25

Colour temperature VTL ** 3000 K – 6500 K

Fitted with	Consumption	Technology	Model	Installation Dimension	Order No. White
6700 lm	59 W	DALI	IFE 5000/VTL/D	grid ceiling 600 x 600 mm	113 869 000 - 007 537 13
6700 lm	59 W	DALI	IFE 5000/VTL/D	grid ceiling 625 x 625 mm	113 872 000 - 007 537 22
6700 lm	59 W	DALI	IFE 5000/VTL/D	575 x 575 mm	113 875 000 - 007 537 31

** Controller NET module with SD card required



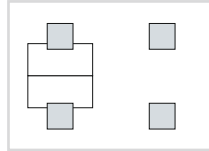


RECESSED LUMINAIRES **DOTOO**

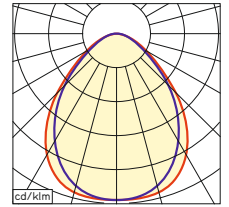
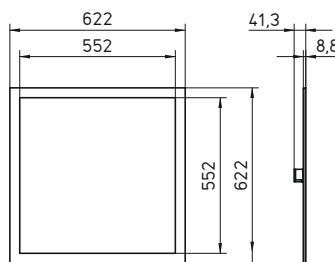
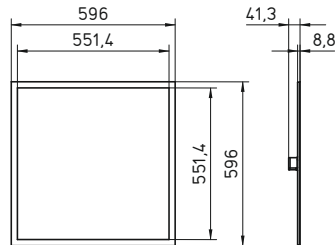


DOTOO.fit

RECESSED LUMINAIRE



Possible positions



DOTOO.fit at a glance

- LED recessed luminaires for illumination of workplaces and rooms in particularly flat design for efficient lighting
- Uniform and homogenous direct light using edge-light and light-guide technology
- National and international standard dimensions for easy ceiling integration

DOTOO.fit technical data

4 100 lm

Luminaire light efficiency	120 lm/W
Light distribution (direct)	100 %
Luminance	< 3000
UGR	< 19
Colour reproduction	Ra > 80
Glare-free technology	conical prismatic screen
Connected load	100 – 240 V; 50/60 Hz
Energy efficiency class	A+
Degree of protection	IP 20
Weight (net)	4.5 kg
Mains connection	connection terminal

Colour temperature neutral white 4000 K

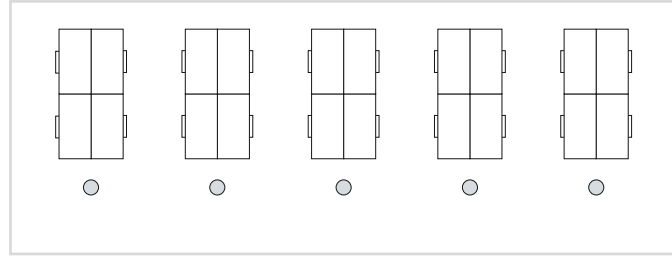
Fitted with	Consumption	Technology	Model	System Dimension	Order No.
4 100 lm	34 W	switchable	DFE 4000/840	600 x 600 mm	113 455 000 - 006 924 98
4 100 lm	34 W	DALI	DFE 4000/840/D	600 x 600 mm	113 454 000 - 006 924 95
4 100 lm	34 W	switchable	DFE 4000/840	625 x 625 mm	113 451 000 - 006 924 86
4 100 lm	34 W	DALI	DFE 4000/840/D	625 x 625 mm	113 450 000 - 006 950 63

Colour temperature warm white 3000 K

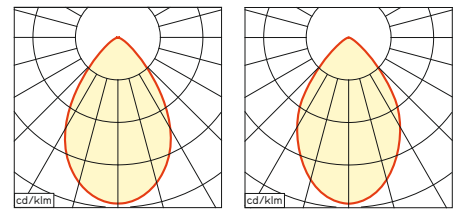
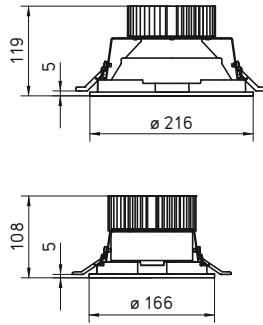
Fitted with	Consumption	Technology	Model	System Dimension	Order No.
4 100 lm	34 W	switchable	DFE 4000/830	600 x 600 mm	113 457 000 - 006 925 04
4 100 lm	34 W	DALI	DFE 4000/830/D	600 x 600 mm	113 456 000 - 006 925 01
4 100 lm	34 W	switchable	DFE 4000/830	625 x 625 mm	113 453 000 - 006 924 92
4 100 lm	34 W	DALI	DFE 4000/830/D	625 x 625 mm	113 452 000 - 006 924 89



DOTOO.spot RECESSED LUMINAIRE



Possible positions



DOTOO.spot at a glance

- LED downlight for illumination of workplaces and rooms, hallways and corridors
- As a supplement for the room depths in combination with other luminaires such as free-standing luminaires
- Tool-free ceiling installation for ceiling thicknesses 0.8 – 42 mm
- Suitable as emergency lighting

DOTOO.spot technical data

	1400 lm	2050 lm
Luminaire light efficiency	93 lm/W	103 lm/W
Light distribution (direct)	100 %	
Luminance	< 3500 cd/m ²	< 3000 cd/m ²
UGR	< 19	
Colour reproduction	Ra > 80	
Glare-free technology	matt reflector/conical prismatic screen	
Connected load	220 – 240 V; 50/60 Hz	
Energy efficiency class	A+	
Degree of protection	IP 20	
Weight (net)	0.7 kg	0.9 kg
Mains connection	approx. 0.35 m; with connection terminal	

Colour temperature neutral white 4000 K

Fitted with	Consumption	Technology	Model	Ceiling Cutout	Order No.
1400 lm	15 W	switchable	DSE 1000/840	ø 154 mm	113 244 000 - 006 833 80
1400 lm	15 W	DALI	DSE 1000/840/D	ø 154 mm	113 242 000 - 006 833 68
2050 lm	20 W	switchable	DSE 2000/840	ø 204 mm	113 252 000 - 006 834 08
2050 lm	20 W	DALI	DSE 2000/840/D	ø 204 mm	113 250 000 - 006 834 02

Colour temperature warm white 3000 K

Fitted with	Consumption	Technology	Model	Ceiling Cutout	Order No.
1300 lm	15 W	switchable	DSE 1000/830	ø 154 mm	113 245 000 - 006 833 83
1300 lm	15 W	DALI	DSE 1000/830/D	ø 154 mm	113 243 000 - 006 833 77
1950 lm	19 W	switchable	DSE 2000/830	ø 204 mm	113 253 000 - 006 834 11
1950 lm	19 W	DALI	DSE 2000/830/D	ø 204 mm	113 251 000 - 006 834 05



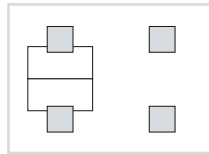


SURFACE-MOUNTED LUMINAIRES **IDOO**

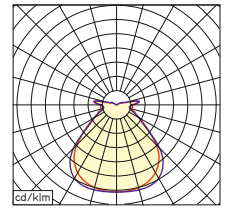
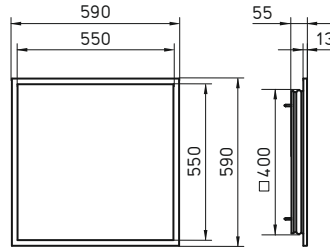


IDOO.fit

SURFACE-MOUNTED LUMINAIRE



Possible positions



IDOO.fit at a glance

- LED surface-mounted luminaire for illumination of workplaces and rooms in particularly flat design for efficient lighting
- Uniform and homogenous direct light using edge-light and light-guide technology
- Indirect lighting component with specially developed lens to brighten the ceiling
- Biodynamic light LUM CONNECT VTL (Accessories: Controller NET module with SD card required)
- Versatile, simple ceiling integration for national and international standard dimensions, sawed ceiling cutouts and mounting situations

IDOO.fit technical sata

5400 lm

5300 lm

6700 lm



Luminaire light efficiency	125 lm/W
Light distribution (direct/indirect)	86 % / 14 %
Colour reproduction	Ra > 80
Glare-free technology	conical prismatic screen
Connected load	220 – 240 V; 50/60 Hz
Energy efficiency class	A++
Degree of protection	IP 20
Weight (net)	approx. 9.1 kg
Mains connection	connection terminal

Colour temperature neutral white 4000 K

Fitted with	Consumption	Technology	Model	Installation Dimension	Order No. White
5400 lm	43 W	DALI	IFA 5000/840/D	grid ceiling 600 x 600 mm	113 877 000 - 007 537 40

Colour temperature warm white 3000 K

Fitted with	Consumption	Technology	Model	Installation Dimension	Order No. White
5300 lm	43 W	DALI	IFA 5000/830/D	grid ceiling 600 x 600 mm	113 876 000 - 007 537 34

Colour temperature VTL ** 3000 K – 6500 K

Fitted with	Consumption	Technology	Model	Installation Dimension	Order No. White
6700 lm	59 W	DALI	IFA 5000/VTL/D	grid ceiling 600 x 600 mm	113 878 000 - 007 537 43

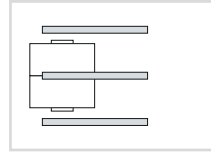
** Controller NET module with SD card required

SURFACE-MOUNTED LUMINAIRES **DOTOO**



DOTOO.line

SURFACE-MOUNTED LUMINAIRE

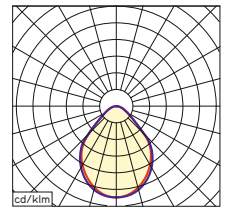
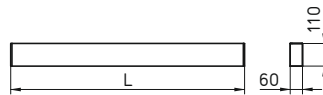


Possible positions



DOTOO.line at a glance


- Light line with direct light exit
- Efficiency-boosting reflector technology and conical prismatic screen with direct light component ensure standard-compliant uniform illumination
- Maintenance-friendly due to easy access to ballasts



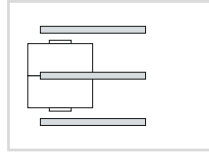
DOTOO.line technical data	1000 lm	1350 lm	1700 lm	2700 lm
Luminaire light efficiency	approx. 90 lm/W			
Light distribution (direct)	100%			
Luminance	< 3000			
UGR	< 19			
Colour reproduction	Ra > 80			
Glare-free technology	conical prismatic screen			
Connected load	220 – 240 V; 50/60 Hz			
Energy efficiency class	A+			
Degree of protection	IP 40			
Weight (net)	3.4 kg/m			
Mains connection	approx. 1 m; with free strand/cable ends			

Colour temperature neutral white 4000 K

Fitted with	Consumption	Technology	Model	Length	Order No. White	Order No. Silver
1000 lm	11 W	DALI	DLA 1000/840/D	854 mm	113 966 000 - 007 579 45	113 974 000 - 007 579 78
1350 lm	16 W	DALI	DLA 1500/840/D	1 134 mm	113 967 000 - 007 579 48	113 975 000 - 007 579 81
1700 lm	19 W	DALI	DLA 2000/840/D	1 414 mm	113 968 000 - 007 579 52	113 976 000 - 007 579 84
2700 lm	30 W	DALI	DLA 3000/840/D	2 256 mm	113 969 000 - 007 579 57	113 977 000 - 007 579 87



DOTOO.line SURFACE-MOUNTED LUMINAIRE

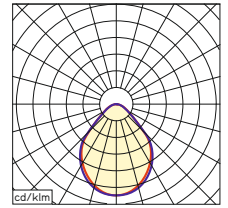
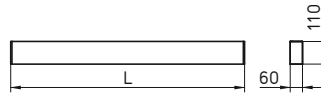


Possible positions



DOTOO.line at a glance

- Light line with direct light exit
- Efficiency-boosting reflector technology and conical prismatic screen with direct light component ensure standard-compliant uniform illumination
- Maintenance-friendly due to easy access to ballasts



DOTOO.line technical data	950 lm	1300 lm	1600 lm	2600 lm
Luminaire light efficiency	approx. 90 lm/W			
Light distribution (direct)	100%			
Luminance	< 3000			
UGR	< 19			
Colour reproduction	Ra > 80			
Glare-free technology	conical prismatic screen			
Connected load	220 – 240 V; 50/60 Hz			
Energy efficiency class	A+			
Degree of protection	IP 40			
Weight (net)	3.4 kg/m			
Mains connection	approx. 1 m; with free strand/cable ends			

Colour temperature warm white 3 000 K

Fitted with	Consumption	Technology	Model	Length	Order No. White	Order No. Silver
950 lm	11 W	DALI	DLA 1000/830/D	854 mm	113 970 000 - 007 579 66	113 978 000 - 007 579 90
1300 lm	16 W	DALI	DLA 1500/830/D	1 134 mm	113 971 000 - 007 579 69	113 979 000 - 007 579 93
1600 lm	19 W	DALI	DLA 2000/830/D	1 414 mm	113 972 000 - 007 579 72	113 980 000 - 007 579 96
2600 lm	30 W	DALI	DLA 3000/830/D	2 256 mm	113 973 000 - 007 579 75	113 981 000 - 007 579 99



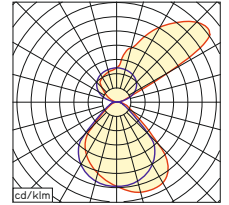
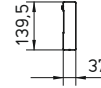
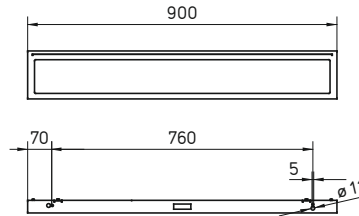
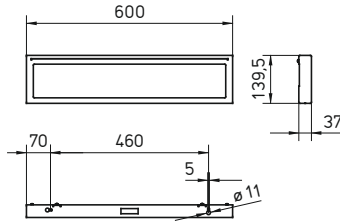
WALL-MOUNTED LUMINAIRES



WALL-MOUNTED LUMINAIRES **LAVIGO**



LAVIGO



LAVIGO at a glance

- Closed luminaire body with cover
- Asymmetric beam
- Connection to DALI light management systems (dimmable luminaires only)
- Simple mounting

LAVIGO technical data

	3000 lm	4600 lm
Luminaire light efficiency	117 lm/W	123 lm/W
Light distribution (direct/indirect)	50 % / 50 %	
Luminance	< 6 100 cd/m ²	< 7 400 cd/m ²
UGR	< 19	
Colour reproduction	Ra > 80	
Glare-free technology	conical prismatic screen	
Connected load	220 – 240 V; 50/60 Hz	
Energy efficiency class	A++	
Degree of protection	IP20	
Weight (net)	3.3 kg	4.8 kg
Fastening	fixing rail	
Mains connection	connecting plug WINSTA® MINI 3-pole	

Generation 1 (backlight) neutral white 4000 K

Fitted with	Consumption	Technology	Model	Order No. White	Order No. Silver
3000 lm	approx. 28 W	switchable	DPW 3000/840	121 744 000 - 006 899 85	121 744 000 - 007 232 47
3000 lm	approx. 28 W	DALI	DPW 3000/840/D	121 769 000 - 007 233 09	121 769 000 - 007 233 12
4600 lm	approx. 38 W	switchable	DPW 4500/840	121 753 000 - 006 900 40	121 753 000 - 007 247 45
4600 lm	approx. 38 W	DALI	DPW 4500/840/D	121 770 000 - 007 253 17	121 770 000 - 007 253 21

TASK LUMINAIRES

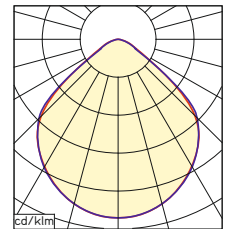
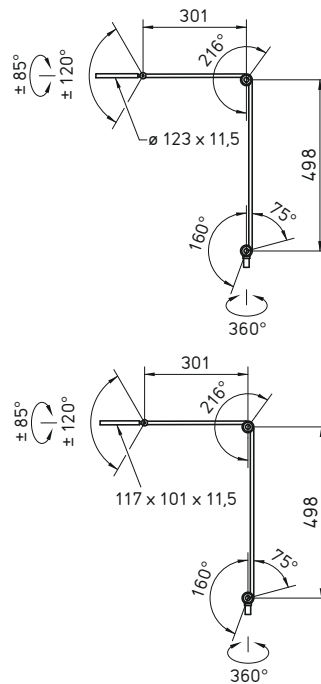




TASK LUMINAIRES **PARA.MI**



PARA.MI DOUBLE ARM



PARA.MI at a glance

- Flexible connection options to furniture systems
- Specially developed reflector for glare-free work
- Switching and dimming with memory function via easy-to-reach control button in the luminaire head
- Adjustable automatic switch-off and switch-on characteristics

PARA.MI technical data

550 lm

Consumption	7 W
Luminaire light efficiency	approx. 78 lm/W
Light distribution (direct)	100 %
Colour reproduction	Ra > 85
Illuminance value E_m	775 lx at a measuring distance of 50 cm
BEF	101 lx/W for measuring field 60 x 60 cm
Glare-free technology	plastic reflector
Connected load	100 – 240 V, 50/60 Hz
Energy efficiency class	A+
Degree of protection	IP 20
Weight (net)	approx. 0.5 kg
Fastening (accessories)	adapter, table base, table clamp
Mains connection	approx. 3 m; with mains plug

Colour temperature neutral white 4000 K

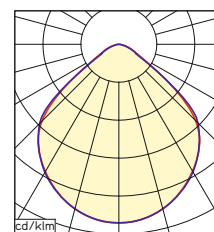
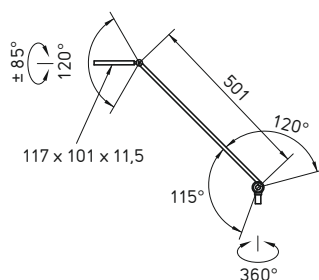
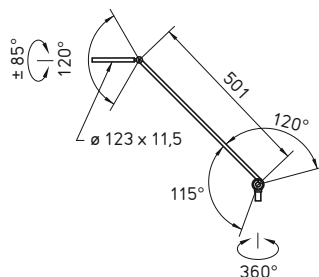
Luminaire Head	Model	Order No. White	Order No. Silver	Order No. Black	Order No. Red
round	FTL 102 R	113 147 000 - 006 385 07	113 147 000 - 006 440 70	113 147 000 - 006 440 66	113 147 000 - 006 440 73
rectangular	FTL 108 R	113 148 000 - 006 385 10	113 148 000 - 006 440 97	113 148 000 - 006 440 91	113 148 000 - 006 441 00

Colour temperature warm white 3000 K

Luminaire Head	Model	Order No. White	Order No. Silver	Order No. Black	Order No. Red
round	FTL 102 R	113 147 000 - 006 285 72	113 147 000 - 006 440 60	113 147 000 - 006 440 56	113 147 000 - 006 440 63
rectangular	FTL 108 R	113 148 000 - 006 326 62	113 148 000 - 006 440 82	113 148 000 - 006 440 79	113 148 000 - 006 440 88

PARA.MI

SINGLE ARM



PARA.MI at a glance

- Flexible connection options to furniture systems
- Specially developed reflector for glare-free work
- Switching and dimming with memory function via easy-to-reach control button in the luminaire head
- Adjustable automatic switch-off and switch-on characteristics

PARA.MI technical data

550 lm


Consumption	7 W
Luminaire light efficiency	approx. 78 lm/W
Light distribution (direct)	100 %
Colour reproduction	Ra > 85
Illuminance value E_m	775 lx at a measuring distance of 50 cm
BEF	101 lx/W for measuring field 60 x 60 cm
Glare-free technology	plastic reflector
Connected load	100 – 240 V, 50/60 Hz
Energy efficiency class	A+
Degree of protection	IP 20
Weight (net)	approx. 0.5 kg
Fastening (accessories)	adapter, table base, table clamp
Mains connection	approx. 3 m; with mains plug

Colour temperature neutral white 4000 K

Luminaire Head	Model	Order No. White	Order No. Silver	Order No. Black	Order No. Red
round	MFTL 102 R	113 150 000 - 006 385 20	113 150 000 - 006 439 82	113 150 000 - 006 439 78	113 150 000 - 006 439 85
rectangular	MFTL 108 R	113 149 000 - 006 385 17	113 149 000 - 006 440 14	113 149 000 - 006 440 09	113 149 000 - 006 440 17

Colour temperature warm white 3000 K

Luminaire Head	Model	Order No. White	Order No. Silver	Order No. Black	Order No. Red
round	MFTL 102 R	113 150 000 - 006 326 65	113 150 000 - 006 437 80	113 150 000 - 006 437 76	113 150 000 - 006 437 84
rectangular	MFTL 108 R	113 149 000 - 006 326 68	113 149 000 - 006 440 03	113 149 000 - 006 440 00	113 149 000 - 006 440 06

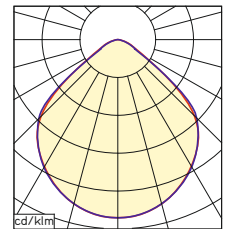
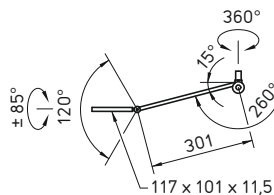
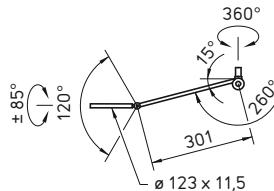








PARA.MI UNDERCABINET



PARA.MI at a glance

- Flexible connection options to furniture systems
- Specially developed reflector for glare-free work
- Switching and dimming with memory function via easy-to-reach control button in the luminaire head
- Adjustable automatic switch-off and switch-on characteristics

PARA.MI technical data

550 lm

Consumption	7 W
Luminaire light efficiency	approx. 78 lm/W
Light distribution (direct)	100 %
Colour reproduction	Ra > 85
Illuminance value E _m	775 lx at a measuring distance of 50 cm
BEF	101 lx/W for measuring field 60 x 60 cm
Glare-free technology	plastic reflector
Connected load	100 – 240 V, 50/60 Hz
Energy efficiency class	A+
Degree of protection	IP 20
Weight (net)	approx. 0.5 kg
Fastening (accessories)	adapter, table base, table clamp
Mains connection	approx. 3 m; with mains plug

Colour temperature neutral white 4000 K

Luminaire Head	Model	Order No. White	Order No. Silver	Order No. Black	Order No. Red
round	CMFTL 102 R	113 152 000 - 006 391 63	113 152 000 - 006 441 36	113 152 000 - 006 441 24	113 152 000 - 006 441 40
rectangular	CMFTL 108 R	113 153 000 - 006 391 66	113 153 000 - 006 441 55	113 153 000 - 006 441 52	113 153 000 - 006 441 58

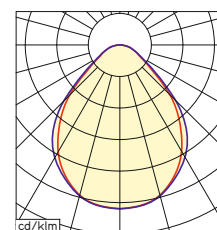
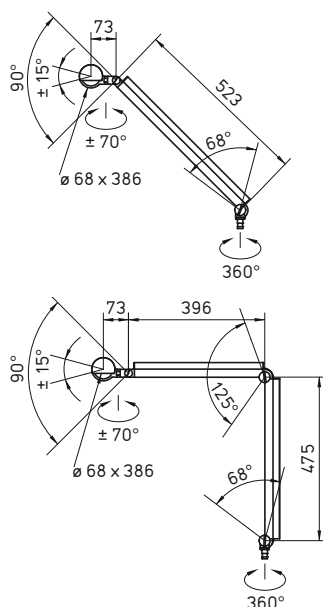
Colour temperature warm white 3000 K

Luminaire Head	Model	Order No. White	Order No. Silver	Order No. Black	Order No. Red
round	CMFTL 102 R	113 152 000 - 006 391 24	113 152 000 - 006 441 15	113 152 000 - 006 441 12	113 152 000 - 006 441 18
rectangular	CMFTL 108 R	113 153 000 - 006 391 21	113 153 000 - 006 441 46	113 153 000 - 006 441 43	113 153 000 - 006 441 49

TASK LUMINAIRES DIVA



DIVA



DIVA at a glance

- Rocker switch in luminaire head
- Glare-free technology with light-amplifying CDP microprisms, incl. Light Forming Technology

DIVA technical data

570 lm

Luminaire light efficiency	approx. 71 lm/W
Light distribution (direct)	100 %
Colour reproduction	Ra > 85
Illuminance value E _m	451 lx at a measuring distance of 50 cm
BEF	64 lx/W for measuring field 60 x 60 cm
Glare-free technology	conical prismatic screen
Connected load	100 – 240 V, 50/60 Hz
Energy efficiency class	A+
Degree of protection	IP 20
Weight (net)	approx. 1.3 kg (1-part) approx. 1.5 kg (2-part)
Fastening (accessories)	table base, table clamp, wall bracket
Mains connection	approx. 3.4 m; with mains plug

Colour temperature neutral white 4000 K

Fitted with	Consumption	Technology	Model	Special Feature	Order No. Anodised Aluminium
570 lm	8 W	switchable	MPTLE 18	1-piece arm	113 104 000 - 006 026 75
570 lm	8 W	switchable	PTLE 18	2-piece arm	113 103 000 - 006 026 78

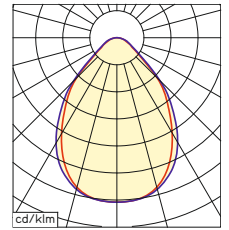
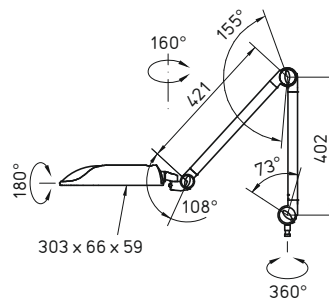
Colour temperature warm white 3000 K

Fitted with	Consumption	Technology	Model	Special Feature	Order No. Anodised Aluminium
570 lm	8 W	switchable	MPTLE 18	1-piece arm	113 104 000 - 006 005 23
570 lm	8 W	switchable	PTLE 18	2-piece arm	113 103 000 - 006 008 86

TASK LUMINAIRES **AVENUE**



AVENUE



AVENUE at a glance

- Switch in luminaire head
- Glare-free technology with light-amplifying CDP microprisms, incl. Light Forming Technology

AVENUE technical data

570 lm

Luminaire light efficiency	approx. 71 lm/W
Light distribution (direct)	100 %
Colour reproduction	Ra > 85
Illuminance value E _m	814 lx at a measuring distance of 50 cm
BEF	102 lx/W for measuring field 60 x 60 cm
Glare-free technology	conical prismatic screen
Connected load	100 – 240 V, 50/60 Hz
Energy efficiency class	A+
Degree of protection	IP 20
Weight (net)	approx. 1.6 kg
Fastening (accessories)	table base, table clamp, wall bracket
Mains connection	approx. 3.3 m; with mains plug

Colour temperature neutral white 4000 K


Fitted with	Consumption	Technology	Model	Order No. Silver
570 lm	8 W	switchable	AVE 18	113 105 000 - 005 989 79

Colour temperature warm white 3000 K

Fitted with	Consumption	Technology	Model	Order No. Silver
570 lm	8 W	switchable	AVE 18	113 105 000 - 006 026 69

ACCESSORIES








ACCESSORIES FOR FREE-STANDING LUMINAIRES




REFLECTION AND ACOUSTIC CANVAS SYSTEMS


Canvas System RX1 LAVIGO, ATARO

	Designation	Degree of Reflection	Area	Order No.
	RX1-Z-150-O central	65 %	2.25 m ²	225 565 059 - 000 066 21
Stability exclusively guaranteed when combined with standard free-standing luminaires (luminaire height of max. 1.95 m, LAVIGO 2.0 m; defined base of the luminaire type).				

Canvas System RX2 ATARO

	Designation	Degree of Reflection	Area	Order No.
	RX2-Z-150-O central	65 %	2.25 m ²	225 976 019 - 005 227 78
Stability exclusively guaranteed when combined with standard free-standing luminaires (luminaire height of max. 1.95 m; defined base of the luminaire type).				

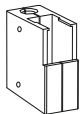
Canvas System RX2 LAVIGO, ATARO

	Designation	Degree of Reflection	Area	Order No.
	RX2-M-150-O modular	65 %	2.25 m ²	225 976 029 - 005 227 75
Stability exclusively guaranteed when combined with standard free-standing luminaires (luminaire height of max. 1.95 m, LAVIGO 2.0 m; defined base of the luminaire type).				

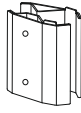
ACCESSORIES FOR FREE-STANDING LUMINAIRES

CLAMPING FOR REFLECTION AND ACOUSTIC CANVAS SYSTEMS RX1/RX2

Clamping LAVIGO

	Designation	Colour	Order No.
	clamping	silver	191 116 019 - 006 590 80
	clamping	white	191 116 019 - 006 590 83

Clamping ATARO

	Designation	Colour	Order No.
	clamping	silver	191 111 019 - 005 367 11
	clamping	white	191 111 019 - 005 370 48

ACCESSORIES FOR DESK-MOUNTED LUMINAIRES




TABLE CLAMPS

Table Clamp LAVIGO


	Designation	Span	Model	Colour	Order No.
	table clamp	12 – 30 mm	TK 1A/30	white	191 118 019 - 008 024 03
	table clamp	12 – 30 mm	TK 1A/30	silver	191 118 019 - 008 024 04

Table Clamp LAVIGO, ATARO




	Designation	Span	Model	Colour	Order No.
	table clamp	20 – 28 mm	TK 1/28	black	191 014 039 - 000 151 97

Table Clamp ATARO


	Designation	Span	Model	Colour	Order No.
	table clamp	20 – 28 mm	TK 1/28	black	191 102 019 - 000 272 19

SLOT-IN PIVOT PINS

Slot-in Pivot Pins LAVIGO

	Designation	Insertion Depth	Collar	Colour	Order No.
	slot-in pivot pins	20 – 28 mm	ø 30 mm	black	303 258 151 - 006 634 91

Slot-in Pivot Pins ATARO


	Designation	Insertion Depth	Collar	Colour	Order No.
	slot-in pivot pins	20 – 28 mm	ø 36 mm	black	303 258 111 - 000 849 22

ACCESSORIES FOR SUSPENDED LUMINAIRES



LAMP SHADES

Lamp Shade VIVAA

	Designation	Dimensions	Colour	Order No.
	lamp shade	ø 600 mm	landorus grey FB90	D15 801 000 - 007 222 64
	lamp shade	ø 600 mm	shantung beige	D15 802 000 - 007 222 67

ACCESSORIES FOR LIGHT MANAGEMENT



WIRELESS SYSTEM

Transmitter



Designation	Technology	Order No.
wireless wall transmitter, single	EnOcean, 868.3 MHz, battery-free	330 633 010 - 000 038 31
wireless wall transmitter, single	Bluetooth, 2.4 GHz, battery-free	337 159 010 - 008 016 06
wireless wall transmitter, double	Bluetooth, 2.4 GHz, battery-free	337 159 020 - 008 021 81

TALK Module retrofittable wireless module for communication between luminaires



Designation	Technology	Order No.
TALK EnOcean module (DE, CH, CN)	EnOcean, 868 MHz	209 781 019 - 005 463 19
TALK EnOcean module	EnOcean, 902 MHz	209 781 029 - 006 156 36

Compatibility from firmware version*:

dimnable	VFP 4.4D
PIR Sensor	VFS 4.3E/VFS 4.4F
HFMD Sensor	VFP 4.5H

*see luminaire cover

TALK Bluetooth module	Bluetooth 2.4 GHz	226 987 029 - 007 625 06
-----------------------	-------------------	--------------------------


Gateway to connect PC to wireless products



Designation	Technology	Order No.
wireless USB stick	EnOcean, 868 MHz	331 131 010 - 007 240 20
wireless USB stick	Bluetooth LE 2.4 GHz	331 130 010 - 007 239 78


ACCESSORIES FOR LIGHT MANAGEMENT


DALI

Controller			
	Designation	Technology	Order No.
	DALI MCU digital rotary dimmer	DALI	330 686 010 - 005 541 19

Presence Detector			
	Designation	Technology	Order No.
	IR-Quattro-HD-DALI	DALI	337 821 020 - 006 953 58

Adapter for surface-mounting of presence detectors			
	Designation		Order No.
	adaptor		337 821 010 - 006 953 61


Remote Control for presence detector			
	Designation	Technology	Order No.
	RC 5 DALI	infrared	337 822 010 - 006 953 65

Controller for biodynamic light VTL			
	Designation	Technology	Order No.
	NET module plus SD card for LAVIGO, VIVAA suspended luminaires plus SD card for IDOO.pendant, IDOO.fit	DALI real-time controller	209 990 019 - 006 962 92 007 184 18** 008 020 00**

**The order no. of a corresponding SD card must be specified when ordering.



Power Supply

	Designation	Technology	Order No.
	DALI PS	DALI, for up to 64 users	336 200 010 - 000 923 85

Scene Module for standard switch

	Designation	Technology	Order No.
	DALI SC-A	DALI	336 201 010 - 000 922 64

ACCESSORIES FOR TASK LUMINAIRES

TABLE BASES

Table Bases PARA.MI



	Designation	Colour	Order No.
	table base, round	white	190 210 019 - 006 403 63
	table base, round	silver	190 210 019 - 006 439 64
	table base, round	black	190 210 019 - 006 439 61
	table base, round	red	190 210 019 - 006 439 68
	table base, rectangular	white	190 209 019 - 006 403 79
	table base, rectangular	silver	190 209 019 - 006 438 97
	table base, rectangular	black	190 209 019 - 006 438 91
	table base, rectangular	red	190 209 019 - 006 439 02

Table Base AVENUE

	Designation	Colour	Order No.
	table base	black	ILL00500C - 000 505 03
	table base	silver	ILL00500E - 000 941 76

Table Bases DIVA



	Designation	Colour	Order No.
	table base, round	black	190 186 019 - 000 096 44
	table base, round	silver	190 186 029 - 000 090 84
	table base	black	225 386 019 - 000 880 54



TABLE CLAMPS

Table Clamps PARA.MI



	Designation	Span	Connection	Model	Colour	Order No.
	table clamp	10 – 35 mm	vertical	TKF 1/35 A	black	191 112 019 - 006 396 39
	table clamp	10 – 35 mm	horizontal	TKF 1/35 B	black	191 113 019 - 006 349 07

Table Clamps AVENUE







	Designation	Span	Model	Colour	Order No.
	table clamp	0 – 70 mm	TK 1/70	black	ILL00100C - 000 504 72
	table clamp	20 – 28 mm	TK 1/28	black	191 017 209 - 000 506 48

Table Clamps DIVA

	Designation	Span	Model	Colour	Order No.
	table clamp	0 – 139 mm	TKD	black	190 103 019 - 000 480 79
	table clamp	0 – 139 mm	TKD	grey	190 103 029 - 000 487 03
	table clamp	0 – 139 mm	TKC	black	190 127 019 - 000 600 20
	table clamp	0 – 139 mm	TKC	grey	190 127 029 - 000 600 21

ACCESSORIES FOR TASK LUMINAIRES

ADAPTER

Adapter PARA.MI					
	Designation	Special Feature	Connection	Colour	Order No.
	adapter	with sliding block M4, Allen screw	vertical	black	191 115 029 - 006 477 82
	adapter	with sliding block M4, Allen screw	horizontal	black	191 114 029 - 006 477 72

BUSHES


Bush for task luminaires				
	Designation	Plug Depth	Colour	Order No.
	adapter	27 mm	black	303 711 020 - 000 956 52
	adapter	36 mm	black	303 711 010 - 000 591 98

Image sources

p. 46

Marina_D/shutterstock.com

p. 49

Monika Mlynek/123rf.com

All other images © Herbert Waldmann GmbH & Co. KG

For more information
on the Waldmann areas,
please go to
www.waldmann.com

INDUSTRY



Lighting for
machines, plants, laboratories, industrial workplaces or halls

OFFICE




Lighting for
offices, conference rooms, corridors and staircases

MEDICAL PHOTOTHERAPY



UV therapy systems,
lighting for diagnosis, examination and treatment

HEALTH & CARE



Lighting for resident and patient rooms, hospitals,
laboratories, medical practices, common rooms and sanitary areas

HEADQUARTERS GERMANY

Herbert Waldmann GmbH & Co. KG
Peter-Henlein-Straße 5
78056 VILLINGEN-SCHWENNINGEN
GERMANY
Telephone +49 7720 601-0
Telephone +49 7720 601-100 (Sales)
Fax +49 7720 601-290
www.waldmann.com
sales.germany@waldmann.com

FRANCE

Waldmann Eclairage S.A.S.
Zone Industrielle
Rue de l'Embranchement
67116 REICHHSTETT
FRANCE
Telephone +33 3 88 20 95 88
Fax +33 3 88 20 95 68
www.waldmann.com
info-fr@waldmann.com

ITALY

Waldmann Illuminotecnica S.r.l.
Via della Pace, 18 A
20098 SAN GIULIANO MILANESE (MI)
ITALY
Telephone +39 02 98 24 90 24
Fax +39 02 98 24 63 78
www.waldmann.com
info-it@waldmann.com

THE NETHERLANDS

Waldmann B.V.
Lingewei 19
4004 LK TIEL
THE NETHERLANDS
Telephone +31 344 631019
Fax +31 344 627856
www.waldmann.com
info-nl@waldmann.com

AUSTRIA

Waldmann Lichttechnik Ges.m.b.H.
Gewerbepark Wagram 7
4061 PASCHING/LINZ
AUSTRIA
Telephone +43 7229 67400
Fax +43 7229 67444
www.waldmann.com
info-at@waldmann.com

SCANDINAVIA

Waldmann Ljusteknik AB
Skebokvarnsvägen 370
124 50 BANDHAGEN
SWEDEN
Telephone +46 8 990 350
Fax +46 8 991 609
www.waldmann.com
info-se@waldmann.com

SWITZERLAND

Waldmann Lichttechnik GmbH
Benkenstrasse 57
5024 KÜTTIGEN
SWITZERLAND
Telephone +41 62 839 1212
Fax +41 62 839 1299
www.waldmann.com
info-ch@waldmann.com

UNITED KINGDOM

Waldmann Lighting Ltd.
10 Millfield House
Croxley Park
WATFORD WD18 8YX
UNITED KINGDOM
Telephone +44 1923 800030
Fax +44 1923 800016
www.waldmann.com
info-uk@waldmann.com

USA

Waldmann Lighting Company
9 W. Century Drive
WHEELING, ILLINOIS 60090
USA
Telephone +1 847 520 1060
Fax +1 847 520 1730
www.waldmannlighting.com
waldmann@waldmannlighting.com

CHINA

Waldmann Lighting (Shanghai) Co., Ltd.
Part A11a, No. Five Normative Workshop
199 Changjian Road, Baoshan
SHANGHAI, P.R.C. 200949
CHINA
Telephone +86 21 5169 1799
Fax +86 21 3385 0032
www.waldmann.com.cn
info-cn@waldmann.com

SINGAPORE

Waldmann Lighting Singapore Pte. Ltd.
77A Neil Road
SINGAPORE 088903
SINGAPORE
Telephone +65 6275 8300
Fax +65 6275 8377
www.waldmann.com
sales-sg@waldmann.com