



# Harmony *iPC*

Industrial PC, Edge Box and Display



# Harmony

## Discover **Harmony**

Advanced operator interface and industrial relays

**Harmony** operator interface and industrial relays enhance operational efficiency and equipment availability across industrial and building applications. **Harmony** includes intelligent connected products and edge terminals that visualize, gather and process data, enabling informed operator decisions

## Explore our offer

- **Harmony** Push Buttons and Switches
- **Harmony** HMI Operator Terminals, IPC and EdgeBox
- **Harmony** Signaling Devices
- **Harmony** Electrical Relays
- **Harmony** Safety

Life Is **On**

**Schneider**  
Electric

# Quick access to product information

## Get technical information about your product

References

**Modicon TM3**  
I/O expansion modules for Modicon controllers  
Analog I/O modules

Reference	Product description	Input range	Resolution	Input channel	Reference	Price
TM3AI2H	2-channel analog input module	0...15 VDC 0...15 VDC	16-bit	2	TM3AI2H	€ 150
TM3AI4H	4-channel analog input module	0...15 VDC 0...15 VDC	16-bit	4	TM3AI4H	€ 250
TM3AI8H	8-channel analog input module	0...15 VDC 0...15 VDC	16-bit	8	TM3AI8H	€ 450
TM3AI16H	16-channel analog input module	0...15 VDC 0...15 VDC	16-bit	16	TM3AI16H	€ 850
TM3AI32H	32-channel analog input module	0...15 VDC 0...15 VDC	16-bit	32	TM3AI32H	€ 1650
TM3AI64H	64-channel analog input module	0...15 VDC 0...15 VDC	16-bit	64	TM3AI64H	€ 3250
TM3AI128H	128-channel analog input module	0...15 VDC 0...15 VDC	16-bit	128	TM3AI128H	€ 6450
TM3AI256H	256-channel analog input module	0...15 VDC 0...15 VDC	16-bit	256	TM3AI256H	€ 12850
TM3AI512H	512-channel analog input module	0...15 VDC 0...15 VDC	16-bit	512	TM3AI512H	€ 25650
TM3AI1024H	1024-channel analog input module	0...15 VDC 0...15 VDC	16-bit	1024	TM3AI1024H	€ 51250
TM3AI2048H	2048-channel analog input module	0...15 VDC 0...15 VDC	16-bit	2048	TM3AI2048H	€ 102450
TM3AI4096H	4096-channel analog input module	0...15 VDC 0...15 VDC	16-bit	4096	TM3AI4096H	€ 204850
TM3AI8192H	8192-channel analog input module	0...15 VDC 0...15 VDC	16-bit	8192	TM3AI8192H	€ 409650
TM3AI16384H	16384-channel analog input module	0...15 VDC 0...15 VDC	16-bit	16384	TM3AI16384H	€ 819250
TM3AI32768H	32768-channel analog input module	0...15 VDC 0...15 VDC	16-bit	32768	TM3AI32768H	€ 1638450
TM3AI65536H	65536-channel analog input module	0...15 VDC 0...15 VDC	16-bit	65536	TM3AI65536H	€ 3276850
TM3AI131072H	131072-channel analog input module	0...15 VDC 0...15 VDC	16-bit	131072	TM3AI131072H	€ 6553650
TM3AI262144H	262144-channel analog input module	0...15 VDC 0...15 VDC	16-bit	262144	TM3AI262144H	€ 13107250
TM3AI524288H	524288-channel analog input module	0...15 VDC 0...15 VDC	16-bit	524288	TM3AI524288H	€ 26214450
TM3AI1048576H	1048576-channel analog input module	0...15 VDC 0...15 VDC	16-bit	1048576	TM3AI1048576H	€ 52428850
TM3AI2097152H	2097152-channel analog input module	0...15 VDC 0...15 VDC	16-bit	2097152	TM3AI2097152H	€ 104857650
TM3AI4194304H	4194304-channel analog input module	0...15 VDC 0...15 VDC	16-bit	4194304	TM3AI4194304H	€ 209715250
TM3AI8388608H	8388608-channel analog input module	0...15 VDC 0...15 VDC	16-bit	8388608	TM3AI8388608H	€ 419430450
TM3AI16777216H	16777216-channel analog input module	0...15 VDC 0...15 VDC	16-bit	16777216	TM3AI16777216H	€ 838860850
TM3AI33554432H	33554432-channel analog input module	0...15 VDC 0...15 VDC	16-bit	33554432	TM3AI33554432H	€ 1677721650
TM3AI67108864H	67108864-channel analog input module	0...15 VDC 0...15 VDC	16-bit	67108864	TM3AI67108864H	€ 3355443250
TM3AI134217728H	134217728-channel analog input module	0...15 VDC 0...15 VDC	16-bit	134217728	TM3AI134217728H	€ 6710886450
TM3AI268435456H	268435456-channel analog input module	0...15 VDC 0...15 VDC	16-bit	268435456	TM3AI268435456H	€ 13421772850
TM3AI536870912H	536870912-channel analog input module	0...15 VDC 0...15 VDC	16-bit	536870912	TM3AI536870912H	€ 26843545650
TM3AI1073741824H	1073741824-channel analog input module	0...15 VDC 0...15 VDC	16-bit	1073741824	TM3AI1073741824H	€ 53687091250
TM3AI2147483648H	2147483648-channel analog input module	0...15 VDC 0...15 VDC	16-bit	2147483648	TM3AI2147483648H	€ 107374182450
TM3AI4294967296H	4294967296-channel analog input module	0...15 VDC 0...15 VDC	16-bit	4294967296	TM3AI4294967296H	€ 214748364850
TM3AI8589934592H	8589934592-channel analog input module	0...15 VDC 0...15 VDC	16-bit	8589934592	TM3AI8589934592H	€ 429496729650
TM3AI17179869184H	17179869184-channel analog input module	0...15 VDC 0...15 VDC	16-bit	17179869184	TM3AI17179869184H	€ 858993459250
TM3AI34359738368H	34359738368-channel analog input module	0...15 VDC 0...15 VDC	16-bit	34359738368	TM3AI34359738368H	€ 1717986918450
TM3AI68719476736H	68719476736-channel analog input module	0...15 VDC 0...15 VDC	16-bit	68719476736	TM3AI68719476736H	€ 3435973836850
TM3AI137438953472H	137438953472-channel analog input module	0...15 VDC 0...15 VDC	16-bit	137438953472	TM3AI137438953472H	€ 6871947673650
TM3AI274877906944H	274877906944-channel analog input module	0...15 VDC 0...15 VDC	16-bit	274877906944	TM3AI274877906944H	€ 13743895347250
TM3AI549755813888H	549755813888-channel analog input module	0...15 VDC 0...15 VDC	16-bit	549755813888	TM3AI549755813888H	€ 27487790694450
TM3AI1099511627776H	1099511627776-channel analog input module	0...15 VDC 0...15 VDC	16-bit	1099511627776	TM3AI1099511627776H	€ 54975581388850
TM3AI2199023255552H	2199023255552-channel analog input module	0...15 VDC 0...15 VDC	16-bit	2199023255552	TM3AI2199023255552H	€ 109951162777650
TM3AI4398046511104H	4398046511104-channel analog input module	0...15 VDC 0...15 VDC	16-bit	4398046511104	TM3AI4398046511104H	€ 219902325555250
TM3AI8796093022208H	8796093022208-channel analog input module	0...15 VDC 0...15 VDC	16-bit	8796093022208	TM3AI8796093022208H	€ 439804651110450
TM3AI17592186444416H	17592186444416-channel analog input module	0...15 VDC 0...15 VDC	16-bit	17592186444416	TM3AI17592186444416H	€ 879609302220850
TM3AI35184372888832H	35184372888832-channel analog input module	0...15 VDC 0...15 VDC	16-bit	35184372888832	TM3AI35184372888832H	€ 1759218644441650
TM3AI70368745777664H	70368745777664-channel analog input module	0...15 VDC 0...15 VDC	16-bit	70368745777664	TM3AI70368745777664H	€ 3518437288883250
TM3AI140737491553280H	140737491553280-channel analog input module	0...15 VDC 0...15 VDC	16-bit	140737491553280	TM3AI140737491553280H	€ 7036874577766450
TM3AI281474983106560H	281474983106560-channel analog input module	0...15 VDC 0...15 VDC	16-bit	281474983106560	TM3AI281474983106560H	€ 14073749155328050
TM3AI562949966213120H	562949966213120-channel analog input module	0...15 VDC 0...15 VDC	16-bit	562949966213120	TM3AI562949966213120H	€ 28147498310656050
TM3AI1125899932426240H	1125899932426240-channel analog input module	0...15 VDC 0...15 VDC	16-bit	1125899932426240	TM3AI1125899932426240H	€ 56294996621312050
TM3AI2251799864852480H	2251799864852480-channel analog input module	0...15 VDC 0...15 VDC	16-bit	2251799864852480	TM3AI2251799864852480H	€ 112589993242624050
TM3AI4503599729704960H	4503599729704960-channel analog input module	0...15 VDC 0...15 VDC	16-bit	4503599729704960	TM3AI4503599729704960H	€ 225179986485248050
TM3AI9007199459409920H	9007199459409920-channel analog input module	0...15 VDC 0...15 VDC	16-bit	9007199459409920	TM3AI9007199459409920H	€ 450359972970496050
TM3AI18014398918819840H	18014398918819840-channel analog input module	0...15 VDC 0...15 VDC	16-bit	18014398918819840	TM3AI18014398918819840H	€ 900719945940992050
TM3AI36028797837639680H	36028797837639680-channel analog input module	0...15 VDC 0...15 VDC	16-bit	36028797837639680	TM3AI36028797837639680H	€ 1801439891881984050
TM3AI72057595675279360H	72057595675279360-channel analog input module	0...15 VDC 0...15 VDC	16-bit	72057595675279360	TM3AI72057595675279360H	€ 3602879783763968050
TM3AI144115191350558720H	144115191350558720-channel analog input module	0...15 VDC 0...15 VDC	16-bit	144115191350558720	TM3AI144115191350558720H	€ 7205759567527936050
TM3AI288230382701117440H	288230382701117440-channel analog input module	0...15 VDC 0...15 VDC	16-bit	288230382701117440	TM3AI288230382701117440H	€ 14411519135055872050
TM3AI576460765402234880H	576460765402234880-channel analog input module	0...15 VDC 0...15 VDC	16-bit	576460765402234880	TM3AI576460765402234880H	€ 28823038270111744050
TM3AI1152921530804497760H	1152921530804497760-channel analog input module	0...15 VDC 0...15 VDC	16-bit	1152921530804497760	TM3AI1152921530804497760H	€ 57646076540223488050
TM3AI2305843061608995520H	2305843061608995520-channel analog input module	0...15 VDC 0...15 VDC	16-bit	2305843061608995520	TM3AI2305843061608995520H	€ 115292153080449776050
TM3AI4611686123217991040H	4611686123217991040-channel analog input module	0...15 VDC 0...15 VDC	16-bit	4611686123217991040	TM3AI4611686123217991040H	€ 230584306160899552050
TM3AI9223372246435982080H	9223372246435982080-channel analog input module	0...15 VDC 0...15 VDC	16-bit	9223372246435982080	TM3AI9223372246435982080H	€ 461168612321799104050
TM3AI18446744492871964160H	18446744492871964160-channel analog input module	0...15 VDC 0...15 VDC	16-bit	18446744492871964160	TM3AI18446744492871964160H	€ 922337224643598208050
TM3AI36893488985743928320H	36893488985743928320-channel analog input module	0...15 VDC 0...15 VDC	16-bit	36893488985743928320	TM3AI36893488985743928320H	€ 1844674449287196416050
TM3AI73786977971487856640H	73786977971487856640-channel analog input module	0...15 VDC 0...15 VDC	16-bit	73786977971487856640	TM3AI73786977971487856640H	€ 3689348898574392832050
TM3AI147573959828975713280H	147573959828975713280-channel analog input module	0...15 VDC 0...15 VDC	16-bit	147573959828975713280	TM3AI147573959828975713280H	€ 7378697797148785664050
TM3AI295147919657951426560H	295147919657951426560-channel analog input module	0...15 VDC 0...15 VDC	16-bit	295147919657951426560	TM3AI295147919657951426560H	€ 14757395982897571328050
TM3AI590295839315902853120H	590295839315902853120-channel analog input module	0...15 VDC 0...15 VDC	16-bit	590295839315902853120	TM3AI590295839315902853120H	€ 29514791965795142656050
TM3AI1180591678631805706240H	1180591678631805706240-channel analog input module	0...15 VDC 0...15 VDC	16-bit	1180591678631805706240	TM3AI1180591678631805706240H	€ 59029583931590285312050
TM3AI2361183357263611412480H	2361183357263611412480-channel analog input module	0...15 VDC 0...15 VDC	16-bit	2361183357263611412480	TM3AI2361183357263611412480H	€ 118059167863180570624050
TM3AI4722366714527222824960H	4722366714527222824960-channel analog input module	0...15 VDC 0...15 VDC	16-bit	4722366714527222824960	TM3AI4722366714527222824960H	€ 236118335726361141248050
TM3AI9444733429054445649920H	9444733429054445649920-channel analog input module	0...15 VDC 0...15 VDC	16-bit	9444733429054445649920	TM3AI9444733429054445649920H	€ 472236671452722282496050
TM3AI18889466858108891299840H	18889466858108891299840-channel analog input module	0...15 VDC 0...15 VDC	16-bit	18889466858108891299840	TM3AI18889466858108891299840H	€ 944473342905444564992050
TM3AI37778933716217782599680H	37778933716217782599680-channel analog input module	0...15 VDC 0...15 VDC	16-bit	37778933716217782599680	TM3AI37778933716217782599680H	€ 1888946685810889129984050
TM3AI75557867432435565199360H	75557867432435565199360-channel analog input module	0...15 VDC 0...15 VDC	16-bit	75557867432435565199360	TM3AI75557867432435565199360H	€ 3777893371621778259968050
TM3AI151115734864871131398720H	151115734864871131398720-channel analog input module	0...15 VDC 0...15 VDC	16-bit	151115734864871131398720	TM3AI151115734864871131398720H	€ 7555786743243556519936050
TM3AI302231469729742262797440H	302231469729742262797440-channel analog input module	0...15 VDC 0...15 VDC	16-bit	302231469729742262797440	TM3AI302231469729742262797440H	€ 15111573486487113139872050
TM3AI604462939459484525594880H	604462939459484525594880-channel analog input module	0...15 VDC 0...15 VDC	16-bit	604462939459484525594880	TM3AI604462939459484525594880H	€ 30223146972974226279744050
TM3AI12089258789189690511899680H	12089258789189690511899680-channel analog input module	0...15 VDC 0...15 VDC	16-bit	12089258789189690511899680	TM3AI12089258789189690511899680H	€ 60446293945948452559488050
TM3AI2417851757837938102399360H	2417851757837938102399360-channel analog input module	0...15 VDC 0...15 VDC	16-bit	2417851757837938102399360	TM3AI2417851757837938102399360H	€ 1208925878918969051189968050
TM3AI4835703515675876204798720H	4835703515675876204798720-channel analog input module	0...15 VDC 0...15 VDC	16-bit	4835703515675876204798720	TM3AI4835703515675876204798720H	€ 241785175783793810239936050
TM3AI9671407031351754413597440H	9671407031351754413597440-channel analog input module	0...15 VDC 0...15 VDC	16-bit	9671407031		

# General contents

General presentation and selection guide . . .

1

Harmony HMIPSO S-Panel PCs . . . . .

2

Harmony Essential Edge Box . . . . .

3

Harmony HMIBM Modular Box PCs,  
HMIDM Modular Displays and  
HMIDAD Display Adapter. . . . .

4

Harmony HMIP6 Modular Box PCs  
and HMIDM6 Modular Displays. . . . .

5

Harmony HMIFP6 Industrial  
Flat Panel Monitors . . . . .

6

Index. . . . .

7

---

## General presentation

- Smart design and engineering ..... page 1/2
- Cybersecurity ..... page 1/3
- Asset performance ..... page 1/3
- Workforce empowerment ..... page 1/3
- Investment continuity ..... page 1/3
- Harmony Edge Box family ..... page 1/4
- Harmony P6 Industrial PC family ..... page 1/4
- Harmony FP6 Industrial Flat Panel Monitor family ..... page 1/5
- Recommended associated software with  
Harmony Industrial PCs ..... page 1/5
- Selection guide* ..... page 1/6





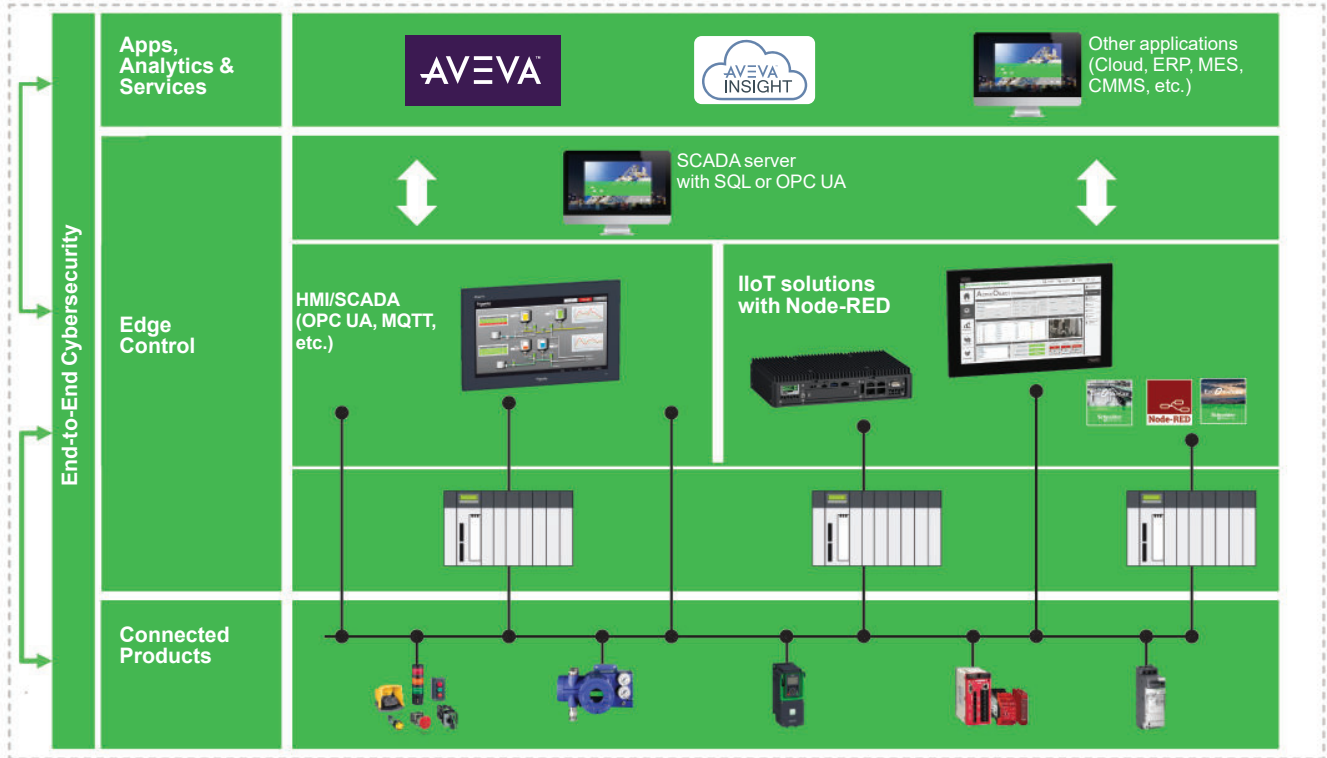
### Harmony iPC

Delivering the optimal digital experience at the Edge of EcoStruxure

Harmony Industrial PCs, Edge Box, and Displays, running at the Edge Control level of EcoStruxure improve your productivity and performance with data management functionality and flexibility. Optimized box and display modularity offers a wide choice and ease of screen replacement.

Running associated software, they deliver the next stage of your digital transformation and experience by leveraging asset performance with end-to-end cybersecurity for more efficient operation and maintenance of capital assets.

EcoStruxure Architecture



### Smart design and engineering

Harmony P6 Industrial PCs and Edge Box shorten implementation time for automation engineers and are more economical throughout the life cycle with optimized design and ease of maintenance.

The online Harmony P6 Product Configurator with enlarged line-up offers many possibilities and when linked with EcoStruxure Plant Builder eases the design of complete automation architectures and solutions. Fast deliveries from the regional Flex Center speed up commissioning of exact-fit applications.

Harmony P6 Industrial PCs and Edge Box are available with preferred software associations that are tested and validated with the optimum hardware configuration. Ultimately, they can be delivered as pre-installed bundles with activation licenses. This offer is versatile and open to applications running Windows software or Linux at the Edge like HMI, SCADA, IIoT Edge, engineering and maintenance tools, thin clients, etc.

There are numerous software applications that can run on Harmony P6 Industrial PCs and Edge Box with Windows or Linux operating systems. For examples of recommended associations and delivery models, see [page 1/6](#).



## + Harmony P6 to digitize industrial machines and plants



### Cybersecurity

Harmony P6 Industrial PCs and Edge Box are ready with end-to-end cybersecurity systems to help protect data and assets. They are designed according to IEC 62443 and Achilles standards for industrial automation and control:

- Designed according to standard guidelines for security analysis, threat modeling, tests, user documentation, etc.
- Compliant with Achilles standard, with Trellix allowlisting available as an option
- Hardware encryption of operating system, storage, and passwords can be activated with Windows BitLocker running the TPM (Trusted Platform Module) available as default on the motherboard
- Secure boot and secure operating system settings (passwords, patches, etc.)

Harmony P6 Industrial PCs and Edge Box are also validated with EcoStruxure Secure Connect to create end-to-end cybersecured infrastructure for remote connection to automation sites in the field.

### Asset performance

Harmony P6 Industrial PCs and Edge Box deliver a new digital experience at the Edge. They leverage asset performance with predictive maintenance, IoT Edge-to-Cloud connection, Smart Factory, and digitization, meeting the increasing demands of data management, analytics, and dashboards at the Edge.

There are two main IIoT architectures that can run on Harmony P6:

- HMI and SCADA software visualization and connections with drivers available on software like OPC UA and MQTT
- IIoT solutions with Node-RED running Schneider nodes or more advanced IIoT software making the data wiring of the connected products to the apps, analytics, and services at the IT and Cloud levels

### Workforce empowerment

With associated software, Harmony P6 provides optimum visualization and control, enhancing the operator experience. The offer leverages operator responsiveness with high-performance quad-core Intel CPUs to maximize business opportunities.

The stylish wide displays provide high visibility during operation and feature:

- Glass-top capacitive multi-touch panel with narrow frame and thin design
- Innovative configurable and noise-resistant touch drivers with three mode settings: default standard mode, glove mode with higher touch sensitivity, and water detection mode, which disables the abnormal touch input

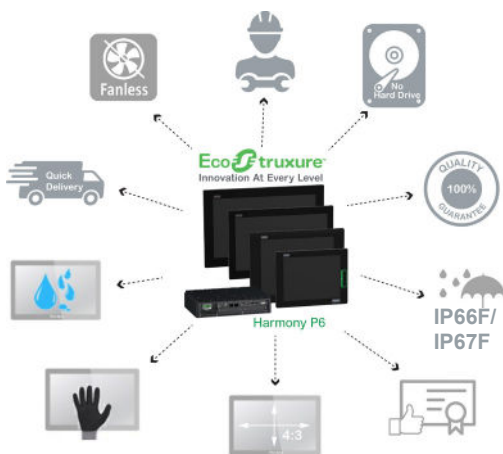
The modularity of Harmony P6 Industrial PCs and Edge Box creates exact-fit Box PCs, Panel PCs, and monitors, allowing the configuration to be adapted for each use while keeping the same operator environment. This consistency of operator workstations at the Edge enables optimum ergonomics throughout the application.

### Investment continuity

Harmony P6 Industrial PCs and Edge Box provide investment continuity along their life cycle. They are as robust as an industrial HMI panel in terms of asset reliability and optimization.

They are designed to help ensure reduced failure rate, easy maintenance and replacement, advanced certification, and redundant storage, with configurable and noise-resistant wide touch screens, supporting a long lifecycle.

Harmony P6 Industrial PCs and Edge Box bring a new customer experience to help ensure business continuity with easy selection and migration from legacy products, expanded services support, and regional Flex Centers delivering supply chain efficiencies for both new machines and spare parts, and faster repairs.



+ Harmony iPCs and Edge Box at Edge Control level for EcoStruxure Machine and EcoStruxure Plant

1



Harmony Edge Box



Harmony HMIDM Modular Display



Modular Box PC  
+  
HMIDM Modular Display  
=  
Industrial Panel PC



Harmony HMIDAD Display Adapter



Harmony HMIP6 Modular Box PCs

### The Harmony Edge Box family

Harmony HMIBMI/HMIBMO can be used as entry level Industrial PCs and for IIoT at the Edge of EcoStruxure for direct connection to Cloud applications (running Node-RED to wire from OT to IT) with enhanced cybersecurity by design.

#### Harmony HMIBMI Basic Box

- 2 Gigabit Ethernet, 1x RS-232/422/485, 2x USBs, 1x display port
- Intel Atom Apollo Lake E3930 dual-core fanless processor
- 1x full-size mini PCIe slot with optional interface
- Node-RED, default or to be installed depending on the model

#### Harmony HMIBMO Optimized Box

- 2 Gigabit i210 Ethernet, 1x RS-232/422/485, 4x USBs, 2x display ports
- Intel Atom Apollo Lake E3930 dual-core fanless processor
- 1x full-size mini PCIe slot with optional interface
- Node-RED, default or to be installed depending on the model

Harmony HMIDM Modular Displays are the companion of Harmony Edge Box. They can be mounted directly on the Edge Box or remotely via cables. This modularity not only allows multiple variations with reduced inventories, it also facilitates maintenance. The Box PC or Display can be easily replaced without changing the complete Panel PC unit.

#### Harmony HMIDM Modular Display

- 4:3 12" and 15" single-touch resistive with front USB
- 16:9 12"/15"/19"/22" multi-touch projected capacitive technology, 7H hardness, anti-scratch
- IP66, NEMA 4X indoor front panel

With the Harmony HMIDAD Display Adapter, the Harmony HMIDM Modular Display can be used as a:

- Local display (over a maximum distance of 5 m/16.4 ft)
- Remote display (up to 4 daisy chain displays with the same screen definition, and over a maximum distance of 100 m/328 ft for the first display to 400 m/1,312 ft for the fourth display)



### The Harmony P6 Industrial PC family

Harmony HMIP6 Box PCs are high-end Industrial PCs with a modularity that facilitates fast delivery, multiple options, and easier mounting. They are available in a 4-Box PC format running on Windows 10 or Ubuntu operating system. All 4 Box PCs can be mounted on a Modular Display to make a Panel PC.

#### Harmony HMIP6 Modular Box PC

- 2x LAN IEEE1588, 1x RS-232C non-isolated, USB Type A (2x USB 2.0 and 2x USB 3.0), USB Type C (1x USB 3.0), 1x display port
- Intel Core™ i7-8665UE, Intel Core™ i5-8365UE, Intel Celeron® 4305UE, and Intel Core™ i3-8145UE processors with up to 32 GB RAM
- 1x PCI + 1x PCIe, 2x PCIe or 2x PCI expansion slots, 1x M.2 SSD SATA, 1x or 2x 2.5-inch SATA (HDD/SSD) storage slots
- 1x or 2x expansion slots for optional interfaces (serial lines, audio, wireless, I/O, Ethernet, UPS, etc.)





Harmony HMIDM6 Modular Display



Harmony HMIFP6 Flat Panel Monitors

## The Harmony P6 Industrial PC family (continued)

Harmony HMIDM6 Wide Modular Displays are multi-touch capacitive screens enabling navigation like on a smartphone or tablet. The 4:3 Modular Displays have resistive technology for heavy gloves and to facilitate mounting in legacy systems, but also benefit from innovative multi-touch screens.

### Harmony HMIDM6 Modular Display

- 4:3 12" and 15" multi-touch (2 points) resistive displays with front USB
- 16:9 10"/12"/15"/19"/22" multi-touch (2 points) projected capacitive displays
- Wide Modular Display supports standard mode, glove mode, and water detection mode
- IP66F, IP67F, Type 1, Type 4X (NEMA indoor use only), Type 13

## The Harmony FP6 Industrial Flat Panel Monitor family

Harmony HMIFP6 Industrial Flat Panel Monitors are robust monitors that can be used in conjunction with Harmony P6 Box PCs, Harmony Industrial PCs, or any third-party PCs. They have the same cut-out dimensions as Operator Panels and legacy monitors, which makes it easy to upgrade installations.

### Harmony HMIFP6 Industrial Flat Panel Monitors

- 4:3 12" and 15" multi-touch (2 points) resistive monitors with front USB
- 16:9 10"/12"/15"/19"/22" multi-touch (2 points) projected capacitive monitors with optimized noise filter
- Wide Modular Display supports standard mode, glove mode, and water detection mode
- IP66F, IP67F, UL 50/50E, Type 1, Type 4X (indoor use only), Type 12, Type 13

## Recommended associated software for Harmony Industrial PCs

Numerous software applications can run on Harmony P6 Industrial PCs and Edge Box with Windows 10 or operating systems. Such software associations help to digitize plants and machines.

Traditionally, users can either install their own software or have a complete system delivered, to include both hardware and software as a complete project. Harmony Industrial PCs also benefit from innovative options provided by associated software:

- **Solution guide and TVDAs** (Tested Validated Documented Architectures) are available. This documentation facilitates selection, integration, and maintenance of Schneider Electric and partner software associations with Harmony P6. Such tested solutions and architectures help ensure that users can access technical support and repairs from a single contact window, including both hardware and associated software.
- **Configured-to-order using Harmony Online Product Selector.** A selection of software licenses are validated and delivered with the Harmony Industrial PC. This means you can make a single digital journey to configure, define architecture, order, receive fast delivery, and then activate the latest versions of the software to run on the Harmony iPC. Even software pre-installation is possible for main associations. This kind of digital journey from a single supplier allows stress-free updates and migration.
- **Kitting for repetitive business.** After having defined and validated your own hardware and software single configuration, you can place dedicated repetitive orders to our regional Flex Center.
- **Edge portal** to manage a fleet of Edge devices digitally from a central Portal in the cloud, all along the full life cycle. The Harmony P6 Industrial PCs and Edge Box are first provisioned pre-enrolled to the Edge platform through the Configured-To-Order process to help ensure cybersecurity and ease of commissioning. They can then be centrally monitored from the Edge Portal to deploy, control, and update their software applications and user project files into those Edge devices.

For more information, refer to the recommended software associations for Harmony Industrial PC selection guide on [page 1/6](#).

+ Harmony Industrial PCs → Software validated and cybersecured, helping to prevent potential compatibility issues, thus saving time and effort

# Harmony iPC

Industrial PC, Edge Box, and Display  
Recommended associated software for Harmony Industrial PCs

Numerous software applications can run on Harmony HMIP6 Industrial PCs and Edge Box with Windows 10 or Linux operating systems for digital plants and machines. The table below shows some examples of recommended associations and delivery models.

Domain	Workforce empowerment			Smart design & engineering			Cybersecurity			Investment continuity	
Software name											
Software Runtime license for Industrial PC	1.5K and 4K tags	32K and 64K tags	AVEVA installer	HMI Runtime	SoftdPAC Windows	SoftdPAC Linux	Essential Node RED	Performance (2)	EcoStruxure Machine SCADA Expert + Template	Ecostruxure Secure Connect	Stratus EverRun
<b>Harmony HMIPSO (Windows)</b> 	✓✓✓	✓✓	–	✓	–	–	✓	–	–	–	–
Pages	Configured-to-order with software license (1)		–	On request (2)	–	–	User installable (with limited support)	–	–	–	–
	2/2 to 2/6		–	2/2 to 2/6	–	–	2/2 to 2/6	–	–	–	–
<b>Essential Edge Box</b> 	–	–	–	–	✓✓✓	–	–	–	–	✓✓✓	–
Pages	–	–	–	–	Pre-installed EcoStruxure Automation Expert, Runtime licenses need to be purchased separately by customer, basic system configuration	–	–	–	–	User installable and starter kit available	–
	–	–	–	–	3/2 and 3/3	–	3/2 and 3/3	–	–	3/2 and 3/3	–
<b>Edge Box Harmony HMIBMI/HMIBMO (ATOM CPU and Windows 10)</b> 	✓✓✓	✓✓	–	✓✓	–	–	–	–	✓✓	✓✓✓	–
Pages	Configured-to-order with software license (1)		No "AVEVA installer". But can be used as Industrial Thin Client with Windows Remote Desktop Services connecting to a Windows server application.	On request (2)	–	–	Pre-installed on Windows 10 dedicated operating system	–	–	See Lite SCADA/ EcoStruxure Machine SCADA Expert	User installable or IIoT starter pack on request (2)
	4/2 to 4/5		–	–	–	–	–	–	4/2 to 4/5	–	–
<b>Configured Standard Harmony HMIP6 iPC (i3 and Windows 10)</b> 	✓	✓✓✓	✓✓	✓✓✓	✓✓✓	–	✓✓✓	✓✓✓	✓✓✓	✓✓✓	✓✓✓
Pages	Reminder: Configured-to-order with software license + software pre-installed (3)	Configured-to-order with software license + software pre-installed (3)	Configured-to-order for standalone applications (AVEVA installer delivered pre-installed, ready to use)	On request (2)	On request with dedicated operating system (2)	Pre-installed	User installable or Edge Platform (2)	User installable with Solution guides	See Lite SCADA/ EcoStruxure Machine SCADA Expert	User installable	User installable with User guide
<b>Configured Advanced Harmony HMIP6 iPC (Celeron, i5, i7 CPUs and Windows 10)</b> 	✓	✓✓✓	✓✓✓	✓✓✓	✓✓✓	–	✓✓✓	✓✓✓	✓✓✓	✓✓✓	✓✓✓
Pages	Reminder: Configured-to-order with software license + software pre-installed (3)	Configured-to-order with software license + software pre-installed (3)	Configured-to-order for standalone applications (AVEVA installer delivered pre-installed, ready to use)	On request (2)	On request with dedicated operating system (2)	Pre-installed	User installable or Edge Platform (2)	User installable with Solution guides	See Lite SCADA/ EcoStruxure Machine SCADA Expert	User installable	User installable with User guide
<b>Harmony HMIP6 Atom Box iPC</b> 	✓✓✓	✓✓✓	✓	–	✓✓	–	–	✓✓	✓	✓✓✓	✓
Pages	Reminder: Configured-to-order with software license + software pre-installed (3)	Configured-to-order with software license + software pre-installed (3)		–	On request (2)	–	Pre-installed	User installable or Edge Platform (2)	User installable with Solution guides	User installable	User installable with User guide
	5/4 to 5/5		–	–	–	–	–	–	–	–	–

(1) Configured-to-order: License delivered in the iPC packaging + software pre-installed in Harmony HMIP6.  
(2) On request: Please contact our Customer Care Center.

✓✓✓ Highly recommended    ✓✓ Recommended    ✓ Acceptable

For more information on supported software, refer to the following catalogs:  
EcoStruxure Machine SCADA Expert (DIA5ED2171201EN)  
EcoStruxure Secure Connect (DIA5ED2190101EN)  
EcoStruxure Automation Expert (DIA3ED2201101EN)

# Harmony iPC

Industrial PC, Edge Box, and Display  
Harmony HMIPSO S-Panel PCs

---


## Harmony HMIPSO S-Panel PCs

- Selection guide** ..... page 2/2
- **HMIPSO Optimized**
  - Presentation ..... page 2/4
  - Description ..... page 2/5
  - References ..... page 2/5
- **References**
  - Separate components
    - Drives ..... page 2/6
    - Interfaces ..... page 2/6
    - Accessories ..... page 2/8
  - Configured-to-order:  
Harmony HMIPSO S-Panel PCs ..... page 2/9




# Harmony iPC

Industrial PC, Edge Box, and Display  
Harmony HMIPSO S-Panel PCs  
HMIPSO Optimized

Type of Harmony iPC		Harmony HMIPSO Optimized S-Panel PCs	
			
		★★★★★	
<b>Fanless</b>		Panel PC	
<b>Mounting type</b>		Panel PC	
<b>Screen</b>	Type	LED LCD 5-point multi-touch projected capacitive technology screen	
	Size	W 10.1"	
	Resolution	HD WSVGA, 1280 × 800 pixels, 267,000 colors	
	Degree of protection	IP66 front panel, NEMA 4X indoor, and 7H hardness anti-scratch	
	Viewing angle	Vertical 160°, horizontal 160°	
	Backlight	Life span > 50,000 hrs @ 25 °C/77 °F	
	Operate with water on screen	Yes	
	<b>CPU</b>	Processor	Intel® Atom E3827 dual-core (1.75 GHz, low power)
Storage		Main drive	SSD flash disk ≥ 128 GB (5-year manufacturer warranty and 1.5 million hours MTBF) (1)
		Slots	<input type="checkbox"/> 1x CFAST card slot <input type="checkbox"/> 1x 2.5" SATA HDD/SSD storage slot, user-accessible (1)
Expansion kit (1)		Default	
RAM		4 GB DDR3 (not user-expandable)	
Integrated ports		<input type="checkbox"/> 2x RJ45 Ethernet 10/100/1,000 Mbps <input type="checkbox"/> 1x USB 3.0 (Type A), 1x USB 2.0 (Type A) <input type="checkbox"/> 1x RS-232, 1x RS-232C/422/485	
		Watchdog timer	Timer with 255 levels/intervals, programmable, 1...255 s
<b>Operating system</b>		Windows 10 IIoT Enterprise (64-bit Multi-language)	
<b>Power supply</b>	Supply voltage	24 V $\pm$ (± 20%). AC power supply with external AC/DC power adapter HMIYPSOMAC1	
	Current consumption	1.9 A typical	
<b>Dimensions</b>	Overall (W × H × D)	283.1 × 202.3 × 61.3 mm (11.15 × 7.96 × 2.41 in.)	
	Mounting cut-out (W × H) with snap hook (3)	274.6 × 193.8 mm (10.81 × 7.63 in.)	
<b>Temperature</b>	During operation (1)	0...55 °C/32...131 °F	
	During storage	-30...70 °C/-22...158 °F	
<b>Vibration resistance</b>	During operation	2 g from 5...500 Hz with SSD/CFAST and 1 g from 5...500 Hz with HDD	
<b>Standards and certifications</b>		CE, cULus ITE (UL IT 60950, CSAIT 60950), RCM, EAC, CCC, FCC (part 15 EMC Class A)	
<b>Software</b>		EcoStruxure Operator Terminal Expert (2) EcoStruxure Machine SCADA Expert (4), EcoStruxure Secure Connect (5)	
<b>References</b>		<b>HMIPSOS552D1801</b>	
<b>Pages</b>		2/5	
<b>Configured-to-order</b>		See configured Harmony Optimized S-Panel PC on <a href="#">page 2/9</a>	

(1) HMIYPADPSOSTO1 expansion kit for HMIPSO allowing 1 SATA HDD/SSD slot and 1 mini PCIe slot with its optional interface slot. Mini PCIe is limited to 0...45 °C/32...113 °F operating temperature.  
 (2) EcoStruxure Operator Terminal Expert Run Time: The demo version can be used temporarily without activation (installation from EcoStruxure Operator Terminal Expert Build Time DVD) and can be upgraded to unlimited version by purchasing the license HMIRTWCZLSPAZZ (digital) or HMIRTWCZLSPMZZ (paper).  
 (3) Snap hook allows mounting of S-Panel PC in the panel cut-out single-handedly.

Harmony HMIPSO Optimized S-Panel PCs	
	
★★★★★	
Panel PC	
LED LCD 5-point multi-touch projected capacitive technology screen	
W 10.1"	
HD WSVGA, 1280 × 800 pixels, 267,000 colors	
IP66 front panel, NEMA 4X indoor, and 7H hardness anti-scratch	
Vertical 160°, horizontal 160°	
Life span > 50,000 hrs @ 25 °C/77 °F	
Yes	
Intel® Atom E3827 dual-core (1.75 GHz, low power)	
Storage	HDD hard disk ≥ 500 GB Enterprise 24/7 (1)
	<input type="checkbox"/> 1x CFAST card slot <input type="checkbox"/> 1x 2.5" SATA HDD/SSD storage slot, user-accessible (1)
Expansion kit (1)	Default
RAM	4 GB DDR3 (not user-expandable)
Integrated ports	<input type="checkbox"/> 2x RJ45 Ethernet 10/100/1,000 Mbps <input type="checkbox"/> 1x USB 3.0 (Type A), 1x USB 2.0 (Type A) <input type="checkbox"/> 1x RS-232, 1x RS-232C/422/485
	Timer with 255 levels/intervals, programmable, 1...255 s
Operating system	Windows 10 IIoT Enterprise (64-bit Multi-language)
Power supply	Supply voltage
	Current consumption
Dimensions	Overall (W × H × D)
	Mounting cut-out (W × H) with snap hook (3)
Temperature	During operation (1)
	During storage
Vibration resistance	During operation
Standards and certifications	
Software	
References	
Pages	
Configured-to-order	

(4) EcoStruxure Machine SCADA Expert Run Time with configured-to-order Harmony S-Panel PCs.  
 (5) To be installed and activated with subscription.





Harmony HMIPSO Optimized S-Panel PC

### Presentation

Harmony HMIPSO Optimized S-Panel PCs are the entry-level Panel PCs in the Harmony iPC range. These simple-in-design PCs with Intel™ Atom dual-core CPU cater for the performance requirements of most automation applications in the field.

Harmony Optimized S-Panel PCs offer improved application and operator efficiency with:

- 10" wide TFT multi-touch screens, LED backlight, IP66 protection, and 7H hardness anti-scratch front
- Maintenance-free non-rotating parts and operation up to +55 °C/131 °F (or up to +45 °C/113 °F for models with HDD or mini PCIe)
- Integration of software applications such as HMI EcoStruxure Operator Terminal Expert software and third-party Windows software
- Expansions with optional interfaces based on mini PCIe (Com, USB, HD audio, video, networks, wireless, etc.)
- Available with Windows 10 or without an operating system in Configured-to-order offer

### Overview of the offer

#### Harmony HMIPSO Optimized

The Harmony HMIPSO Optimized S-Panel PCs offer comprises four references, each equipped with:

- Fanless Intel® Atom E3827 dual-core processor (1.75 GHz)
- 4 GB DDR3 RAM, default mounted
- Connection ports: 1x USB 3.0, 1x USB 2.0, 2x COM (RS-232/422/485), 2 Gigabit Ethernet
- Expansion kit (depending on model): 1x optional/default kit allowing 1x SATA HDD/SSD slot and 1x mini PCIe slot with its optional interface slot
- Power supply: 24 V ~~, AC power supply with external AC/DC power adapter **HMIYPSOMAC1**

The operating systems and storage devices for 10" touch screens are as follows:

- **HMIPSOS552D1801**
  - Operating system: Windows 10 IoT Enterprise (64-bit Multi-language)
  - Default storage device: 128 GB SSD (5-year manufacturer warranty and 1.5 million hours MTBF)
  - Expansion kit: **HMIYPADPSOSTO1**
- **HMIPSOH552D1801**
  - Operating system: Windows 10 IoT Enterprise (64-bit Multi-language)
  - Default storage device: 500 GB HDD (Enterprise 24/7)
  - Expansion kit: **HMIYPADPSOSTO1**
- **HMIPSO0552D1001**
  - Operating system: None
  - Default storage device: None

### Ready-to-run software for Harmony HMIPSO

Harmony HMIPSO Optimized S-Panel PCs are supported by Schneider Electric HMI software. For HMI applications, the EcoStruxure Operator Terminal Expert Run Time demo version can be downloaded and activated to the unlimited version with **HMIRTWCZLSPAZZ** (digital) or **HMIRTWCZLSPMZZ** (paper) license. For line management and lite supervision, EcoStruxure Machine SCADA Expert Run Time is available via the Configured-to-order process.

For secure remote access, Harmony HMIPSO PCs are supported with EcoStruxure Secure Connect Advisor that will have to be installed and activated with subscription.

For more information on the supported software, refer to the following catalogs:

EcoStruxure Operator Terminal Expert ([DIA5ED2140703EN](#))

EcoStruxure Machine SCADA Expert ([DIA5ED2171201EN](#))

EcoStruxure Secure Connect ([DIA5ED2190101EN](#))



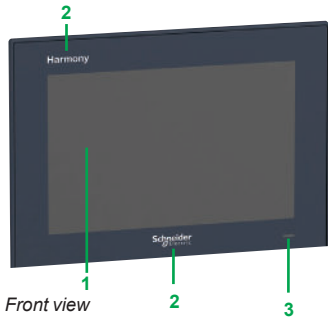
# Description

# Harmony iPC

## Industrial PC, Edge Box, and Display

### Harmony HMIPSO S-Panel PCs

#### HMIPSO Optimized



Underside view with expansion kit



HMIPSO552D1801



HMIPSO552D1801

### Description

#### Harmony HMIPSO Optimized

##### Front view

- 1 10" LCD multi-touch LED screen, HD WSVGA, 1280 × 800 pixels, and 267,000 colors for **HMIPSO●552D1●01**:
  - Brightness: 300 cd/m<sup>2</sup> (adjustable)
  - Type of touch panel: 5-point projected capacitive technology multi-touch
  - Typical viewing angle: 160° (vertically)/160° (horizontally)
- 2 Harmony and Schneider Electric removable stickers
- 3 Power status indicator (Green: On; Orange: Stand-by; No light: Off)

##### Rear view (1)

- 4 Optional AC power supply
- 5 S-Panel PC interface
- 6 Cover for mini PCIe card and HDD/SSD drive

##### Underside view

- 7 DC power connector
- 8 1x Eth1 (10/100/1,000 Mbps)
- 9 1x Eth2 (10/100/1,000 Mbps)
- 10 1x USB2 (USB 2.0)
- 11 1x USB1 (USB 3.0)
- 12 1x COM2 RS-232/422/485 port
- 13 1x COM1 RS-232 port
- 14 Snap hook (2)
- 15 Expansion kit
- 16 Optional interface
- 17 Optional AC power supply

### Harmony HMIPSO Optimized (Intel Atom E3827 dual-core processor, 1.75 GHz)

Supply voltage	Operating system	Software	Storage	DDR3 RAM (5)	Reference	Weight kg/lb
24 V ☐ (6)	Windows 10 IoT Enterprise (64-bit Multi-language)	EcoStruxure Operator Terminal Expert Run Time Demo (3), EcoStruxure Secure Connect (4), IloT monitor with Node-RED	SSD flash disk ≥ 128 GB with 1.5 million hours MTBF (mounted in expansion kit)	4 GB	<a href="#">HMIPSO552D1801</a>	2.50/ 5.51
			HDD hard disk ≥ 500 GB (mounted in expansion kit)	4 GB	<a href="#">HMIPSOH552D1801</a>	2.50/ 5.51
				4 GB	<a href="#">HMIPSO0552D1001</a>	2.50/ 5.51

(1) Cooling method is by passive heat sink.

(2) Snap hook allows mounting of S-Panel PC in the panel cut-out single-handedly.

(3) EcoStruxure Operator Terminal Expert Run Time: The demo version can be used temporarily without activation (installation from EcoStruxure Operator Terminal Expert Build Time DVD) and can be upgraded to the unlimited version by purchasing the license HMIRTCWZLSPAZZ (digital) or HMIRTCWZLSPMZZ (paper).

(4) To be installed and activated with subscription.

(5) 4 GB DDR3 RAM is not user-expandable.

(6) AC power supply with external AC/DC power adapter HMIYPSMAC1 (not available in Europe).



HMIYSSDS240S1



HMIYMINNVRAM1



HMIYMINSL24851



HMIYMINCAN1

### Separate components

Description	Details	Compatible with Optimized HMIPSO	Reference	Weight kg/lb
<b>Drives</b>				
Blank CFAST card	32 GB	Yes	<a href="#">HMIYCFA32S</a>	–
Blank SSD with mounting screws	128 GB	All models (1)	<a href="#">HMIYSSDS080S1</a>	–
	256 GB	All models (1)	<a href="#">HMIYSSDS240S1</a>	–
Blank HDD	Spare 1 TB HDD, blank	All models (1)	<a href="#">HMIYHDD01T21</a>	–
	Spare 500 GB HDD, blank	All models (1)	<a href="#">HMIYHDD50021</a>	–
<b>Interfaces</b>				
NVRAM interface	Mini PCIe with non-volatile RAM, without external connectors	Yes (1)	<a href="#">HMIYMINNVRAM1</a>	–
HDMI to DVI interface	HDMI to DVI interface	–	<a href="#">HMIYADHDMIDVIS1</a>	–
2 RS-422/485 isolated interface	Mini PCIe with 2x RS-422/485, isolated external interface with connectors	Yes (1)	<a href="#">HMIYMINSL24851</a>	–
4 RS-422/485 interface	Mini PCIe with 4x RS-422/485, external interface with connectors	Yes (1)	<a href="#">HMIYMINSL44851</a>	–
2 RS-232 isolated interface	Mini PCIe with 2x RS-232, isolated external interface with connectors	Yes (1)	<a href="#">HMIYMINSL22321</a>	–
4 RS-232 interface	Mini PCIe with 4x RS-232, external interface with connectors	Yes (1)	<a href="#">HMIYMINSL42321</a>	–
1 Profibus DP Primary NVRAM interface	Mini PCIe with 1x Profibus DP Primary, non-volatile RAM, external interface with connectors	Yes (1)	<a href="#">HMIYMINPRO1</a>	–
2 CANopen/CAN bus interface	Mini PCIe with 2x CAN fieldbus, external interface with connectors, drivers for CANopen and CAN bus	Yes (1)	<a href="#">HMIYMINCAN1</a>	–

(1) Require expansion kit (HMIYPADPSOSTO1) for HMIPSO Optimized S-Panel PC.

**Note:** The separate components may be changed or discontinued without notice. Please check our website [www.se.com](http://www.se.com) for the latest information.

PF519851



+



+



HMIYMINIO1

IPC\_81054\_CP5CT17017



HMIYMIN4GUS1



### Separate components (continued)

Description	Details	Compatible with Optimized HMIPSO	Reference	Weight kg/lb
<b>Interfaces (continued)</b>				
<b>RJ45 Ethernet interface</b>	Mini PCIe, 1x RJ45 Ethernet interface	Yes (1)	<a href="#">HMIYMIN1ETH1</a>	–
<b>16DI/8DO interface</b>	Mini PCIe with 16DI/8DO, external interface with connectors, 2 m/6.56 ft cable and DIN rail wiring terminal	Yes (1)	<a href="#">HMIYMINIO1</a>	–
<b>2 USB 3.0 interface</b>	Mini PCIe with 2x USB 3.0, external interface with connectors	Yes (1)	<a href="#">HMIYMINUSB1</a>	–
<b>3G cellular interface</b>	Mini PCIe with GPRS, SIM card holder and external antenna	Yes (1)	<a href="#">HMIYMINGPRS1</a>	–
<b>WiFi interface access point and 2x antennas</b>	Kit with mini PCIe WiFi access point (with Windows 10) + bluetooth and 2x antennas	Yes (1)	<a href="#">HMIYMINWIFI2</a>	–
<b>Remote wireless LAN antenna cable</b>	5 m/16.4 ft cable to mount a WiFi antenna remotely from Harmony iPC	Yes (1)	<a href="#">HMIYCABWIFIAN51</a>	–
<b>4G cellular interface for North America</b>	Mini PCIe GPRS 4G for North America frequencies. Kit including SIM card holder and external antenna	Yes	<a href="#">HMIYMIN4GUS1</a>	–
<b>4G cellular interface for Europe and Asia</b>	Mini PCIe GPRS 4G for Europe and Asia frequencies. Kit including SIM card holder and external antenna	Yes	<a href="#">HMIYMIN4GEU1</a>	–
<b>Mini PCIe DVI-I interface for iPC</b>	Mini PCIe graphics video card, Full HD 1920 x 1080, with DVI-I connector on an external interface (providing both dual digital and analog signals)	Yes	<a href="#">HMIYMINDVII1</a>	–
<b>Mini PCIe 2VGA + DVI-D interface</b>	Mini PCIe graphics video card, Full HD 1920 x 1080, with 2x VGA connectors on a single external interface and 1x DVI-D connector in a second external interface	Yes	<a href="#">HMIYMINVGADVID1</a>	–
<b>Mini PCIe audio interface for iPC</b>	Mini PCIe audio card and one external interface with speaker OUT, Line IN, and Mic IN connectors	Yes	<a href="#">HMIYMINAUD21</a>	–
<b>Mini PCIe to Display Adapter interface</b>	Interface transmitter (2)	Yes	<a href="#">HMIYMINDP1</a>	–

(1) Require expansion kit ([HMIYPADPSOSTO1](#)) for HMIPSO Optimized S-Panel PC.

(2) For more information, see long distance multi-display adapter on [page 4/21](#).

**Note:** The separate components may be changed or discontinued without notice. Please check our website [www.se.com](http://www.se.com) for the latest information.





HMIYP552PS11



HMIYPSMAC1



HMIYEM1211

**Separate components (continued)**

Description	Details	Compatible with Optimized HMIPSO	Reference	Weight kg/lb
<b>Accessories</b>				
<b>USB key blank for iPC recovery</b>	Spare USB memory key blank (1)	All models	<a href="#">HMIYUSBBK111</a>	–
<b>Maintenance kit for HMIPSO PCs</b>	Includes: <ul style="list-style-type: none"> <li>■ Screws and dampers for HDD/SSD</li> <li>■ Screws and clamps for panel mounting</li> <li>■ Power connector and sticker</li> <li>■ CFast card pull-out</li> <li>■ Rubbers for W10" mounting</li> <li>■ Bracket, screws, and dampers for mini PCIe</li> </ul>	Yes	<a href="#">HMIYPMKTPSO1</a>	–
<b>Removable protective sheet</b>	Set of 5 protective sheets for W10"	Yes	<a href="#">HMIYP552PS11</a>	–
	Set of 5 protective sheets for W19"	–	<a href="#">HMIYP952PS11</a>	–
<b>AC/DC power adapter 110/220 V ~ to 24 V ☰</b>	AC/DC power adapter, provided with US and European power cord	–	<a href="#">HMIYPSMAC1 (4)</a>	–
<b>AC/DC power adapter 110/220 V ~ to 24 V ☰</b>	External AC power adapter which can be mounted on the rear side of HMIPSO, provided with US and European power cord	Yes	<a href="#">HMIYPSOMAC1</a>	–
<b>M12 connectors</b>	Set of 5 M12 connectors for Enclosed Panel PC	–	<a href="#">HMIYEM1211</a>	–
<b>M12 cables</b>	Set of 5 cables with M12 connectors on one side to Enclosed Panel PC, and DC/USB/COM/2x LAN connectors on the other side	–	<a href="#">HMIYCABM1211</a>	–
<b>Expansion kit</b>	Optional expansion kit offering 1 slot for storage drive HDD/SSD and 1 mini PCIe slot with 1 optional interface plate	Yes	<a href="#">HMIYPADPSOSTO1</a>	–
<b>VESA mounting kit</b>	VESA mounting kit for HMIPSO W10"	Yes	<a href="#">HMIYPVESAPSO551</a>	–
<b>Software (2)</b>				
<b>EcoStruxure Operator Terminal Expert Run Time license</b>	Converts the 21-day trial version of EcoStruxure Operator Terminal Expert Run Time Demo to an unlimited license	All models that support EcoStruxure Operator Terminal Expert HMI software	<a href="#">HMIRTCZLSPAZZ</a> (Digital)	–
<b>EcoStruxure Secure Connect</b>	For HMI secure remote access	All models that support EcoStruxure Secure Connect	<a href="#">VJOCNT (3)</a>	–

(1) USB key including restore image for recovery is supplied with each unit. The spare blank key is only necessary if the default key supplied with the unit is lost.

(2) EcoStruxure Machine SCADA Expert available with Configured-to-order (see page 2/9).

(3) For more information, please refer to EcoStruxure Secure Connect catalog (DIA5ED2190101EN).

(4) Not available in Europe.

**Note:** The separate components may be changed or discontinued without notice. Please check our website [www.se.com](http://www.se.com) for the latest information.

#### Configured-to-order Harmony HMIPSO S-Panel PCs

"Configured-to-order" Industrial PCs offer a vast number of configuration combinations for Harmony iPCs with certifications. The Schneider Electric Customer Care Center can help you configure the right Harmony iPC based on your automation application and provide a quotation. A Web Configurator <https://www.hmisource.com/wwipcc> is also available to help you easily build the configuration (password = Magelis).

Our Customer Care Center or the Web Configurator will provide the complete parts list for the configured Harmony S-Panel PC and a configuration code that will be the part number of the Harmony iPC.

#### Ordering procedure for a configured Harmony Panel PC

If you have built your Harmony iPC configuration with the Web Configurator:

- 1 Please forward the e-mail received from the Web Configurator to our Customer Care Center. This e-mail contains a PDF file with your configuration description and part number code.
- 2 If required, specify the Schneider Electric commercial reference root part number GCR\_HMIPCCP2.

If you cannot access the Harmony iPC Web Configurator:

- 3 Please contact our Customer Care Center and state the reference root part number GCR\_HMIPCCP2.
- 4 Configure your Harmony Panel PC (see table below) and get your quote with the support of our Customer Care Center.
- 5 Confirm your order.

#### Configured-to-order options for Harmony HMIPSO S-Panel PCs

Option	Description	
Panel PC	Optimized S-Panel PC DC 4 GB RAM W10" - WXGA	
	Enclosed Panel PC Performance DC 8 GB RAM W19" - FWXGA	
Fanless ULV CPU	Performance Core i3-4010U dual-core	
	Optimized Atom-E3827 dual-core	
Power supply	DC (1)	
Windows operating system	None	
	Windows 10 IoT Enterprise (64-bit Multi-language)	
Main storage device for operating system	None	
	CFast 32 GB	
	HDD 500 GB/1 TB	
	SSD 128 GB/256 GB	
Optional interfaces (pre-mounted)	None	
	NVRAM	
	2x RS-422/485 isolated/4x RS-422/485	
	2x RS-232 isolated/4x RS-232	
	16x DI/8x DO	
	Audio	
	Video (DVI and VGA ports)	
	Cellular 3G/4G	
	Wireless LAN + 2x antennas	
	2x CANopen/CAN bus	
	1x Ethernet RJ45	
	Profibus DP Primary with NVRAM	
	Software bundle	None
		EcoStruxure Operator Terminal Expert Run Time unlimited license
EcoStruxure Machine SCADA Expert 1,500 tags Run Time license		
EcoStruxure Machine SCADA Expert 4,000 tags Run Time license		
	EcoStruxure Machine SCADA Expert 64,000 tags Run Time license	

(1) AC power supply with external AC/DC power adapter HMIYSPMAC1 (not available in Europe).

## Harmony Essential Edge Box

- Selection guide* ..... page 3/2
- **Presentation**..... page 3/3
- **Description**..... page 3/4
- **References**
- Harmony BX1 ..... page 3/4

# Harmony iPC

## Industrial PC, Edge Box, and Display

### Essential Edge Box

### Harmony BX1

Type of Harmony Edge Box

Harmony BX1



Fanless

★★★★★

Mounting	Box
	Panel PC

DIN rail  
No

CPU	Processor	
	Expansion slots	
	Storage	Main drive Slots
	RAM/MRAM	
	Hot-swap RAID HDD and battery backup	

ARM Cortex-A53 quad core 1.6 GHz NXP i.MX8M Plus  
2x Mini PCIe connector (USB signal)  
32 GB eMMC (soldered)  
1x microSD, 1x micro SIM slot  
4 GB RAM LPDDR4 (internal, not expandable)  
–

Cybersecurity encryption

TPM module (pre-installed)

Operating system

Linux Debian 11

Conformal coating

No

Supply voltage

9...36 V

Power consumption

24 W

Interface	Ethernet
	Serial ports
	CAN bus
	USB
	Embedded I/O
	Video interface
	WLAN embedded
	Antenna connectors
	Watchdog timer

2x RJ45 Ethernet 10/100/1,000 Mbps  
2x RS-232/422/485 switchable, Phoenix connector (cable length must be less than 30 m/98 ft)  
2x CAN-FD x 2 CH, Phoenix connector  
2x USB 3.0  
8x GPIO (Digital General Purpose I/O)  
1x HDMI (for configuration only)  
–  
1x for WLAN antenna, 1x for GPRS antenna  
Timer with 255 levels/intervals, programmable, 1...255 s

Reset button

Yes

Overall dimensions (W x H x D)

140.76 x 98.2 x 48 mm/5.54 x 3.86 x 1.89 in.

Temperature	During operation
	During storage

-10...55 °C/14...131 °F  
-40...80 °C/-40...176 °F

Vibration resistance	During operation
----------------------	------------------

IEC/EN 61131-2 compliant  
5...9 Hz single amplitude 3.5 mm/0.14 in.  
9...150 Hz fixed acceleration: 9.8 m/s<sup>2</sup>  
X, Y, Z directions for 10 cycles (approximately 100 minutes)

Standards and certifications

CE, UKCA, RCM

Software, IIoT, and cybersecurity

Secure password boot and EcoStruxure Automation Expert

References

**HMIBX1A0NDA**

3



More technical information on [www.se.com](http://www.se.com)



# Harmony iPC

## Industrial PC, Edge Box, and Display

### Essential Edge Box

### Harmony BX1

Harmony Industrial PC driving software-centric industrial automation system



Harmony BX1

## Presentation

Harmony BX1 comes with SoftdPAC pre-installed, allowing you to use an open, interoperable, and portable industrial automation system with IEC 61499 at its core. EcoStruxure Automation Expert takes an event-driven, decentralized, and open approach to automation engineering. Hardware and software are decoupled, making the system agile, simple, and future-ready.

It facilitates easy-to-integrate IT applications, tools, and technologies for industrial use. This native IT/OT convergence enables you to seamlessly integrate the incredible advancements we see in modern information systems into control architectures without incurring significant engineering effort or introducing the technical debt of highly coupled, non-cohesive system designs.

EcoStruxure Automation Expert natively supports asset-centric design methodologies. Applications are created with ready-to-use asset models. This helps to eliminate low-value tasks and makes it easy to wrap and reuse portable automation objects for maximum engineering efficiency. That gets you up and running sooner and frees your resources to focus on high-value engineering and innovation.

Its Linux OS provides an inclusive operating environment.

## Overview of the offer

### Harmony Essential Edge Box

The Harmony Essential Edge Box offer comprises one product reference, equipped with:


- Fanless Qualcomm ARM Cortex-A53 quad-core processor up to 1.6 GHz ARM
- Linux Debian 11 operating system
- EcoStruxure Automation Expert v23.0 as the default software package
- 32 GB eMMC (soldered) data storage equipment
- 4 GB RAM LPDDR4 internal (not expandable) memory
- Free slots: 1x microSD SD 3.0, with 104 Mbps transfer rate, and supports SD, SDHC, SDXC
- Expansion slots: 2x Mini PCIe connector (USB signal)
- 1920 x 1080 pixel display resolution at 60 Hz
- 1x HDMI connector for display
- 2x RJ45 SMC LAN7500 for Ethernet
- 2x USB 3.0 Type A
- TPM connector v2.0 TPM module by default motherboard
- DIN rail mounting

## Description

### Harmony BX1

#### Front view


- 1 DC power
- 2 HDMI port
- 3 USB 3.0 ports
- 4 2x Giga LAN ports
- 5 LED indicators
- 6 2x CAN-FD ports (1)



Front view of Harmony BX1

#### Top view

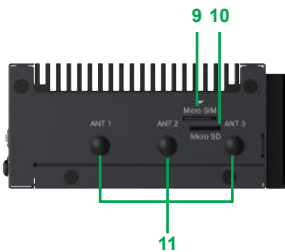
- 7 Reset button (2)(3)
- 8 2x RS-232/422/485 ports



Top view of Harmony BX1

#### Underside view

- 9 Micro SIM slot (1)
- 10 Micro SD slot (4)
- 11 3x antenna connectors (1)



Underside view of Harmony BX1

## Harmony BX1

Qualcomm ARM Cortex-A53 quad-core processor up to 1.6 GHz/24 V  $\square$  supply voltage (5)

Operating system	Software	Storage disk	LPDDR4 RAM (6)	Reference	Weight kg/lb
Linux Debian 11	EcoStruxure Automation Expert v23.0	32 GB eMMC	4 GB	<a href="#">HMIBX1A0NDA</a>	0.95/ 2.09

(1) Currently not supported with the pre-installed EcoStruxure Automation Expert Soft dPACversion. For usage of these interfaces, please contact our Customer Care Center.

(2) Use of the Reset button may lead to a system reboot and may affect system operation.

(3) To reboot the product, press the button five times in a row with an interval of less than 0.5 seconds.

(4) Currently not supported and is not for general purpose usage.

(5) AC with additional power supply module.

(6) Memory is not user-expandable.



HMIBX1A0NDA

# Harmony iPC

Industrial PC, Edge Box, and Display  
Harmony HMIBM Edge Box/Modular Box PCs and  
HMIDM Modular Displays

## Harmony HMIBM Edge Box/Modular Box PCs

**Selection guide** ..... page 4/2

### ■ HMIBMI Basic

- Presentation ..... page 4/6
- Description ..... page 4/7
- References ..... page 4/10

### ■ HMIBMO Optimized

- Presentation ..... page 4/8
- Description ..... page 4/9
- References ..... page 4/10

### ■ References

- Separate components
  - Drives ..... page 4/11
  - Accessories ..... page 4/11
  - Software and Secure remote access ..... page 4/12
  - Interfaces ..... page 4/13
- Configured-to-order: Harmony HMIBM Modular Box PCs and HMIDM Modular Displays ..... page 4/22
- Equivalent product table ..... page 4/23

## Harmony HMIDM Modular Displays

**Selection guide** ..... page 4/14

### ■ Presentation

- Overview of the offer
  - Harmony HMIDM Modular Displays ..... page 4/16
  - Architecture ..... page 4/16

### ■ References

- Harmony HMIDM Modular Displays ..... page 4/17
- Separate components ..... page 4/17
- Configured-to-order: Harmony HMIBM Modular Box PCs and HMIDM Modular Displays ..... page 4/22
- Equivalent product table ..... page 4/23

## Harmony HMIDAD Display Adapter

- Presentation ..... page 4/18
- Description ..... page 4/18
- Architecture ..... page 4/18
- Configuration ..... page 4/19
- Example of displays connected to Harmony HMIBMO ..... page 4/20
- References ..... page 4/21

# Harmony iPC

Industrial PC, Edge Box, and Display  
Harmony Edge Box and Modular Box PCs  
HMIBMI Basic

Type of Harmony Edge Box and iPC

Harmony HMIBMI Edge Box Modular  
Harmony HMIBMI Basic Modular Box PCs



<b>Fanless</b>	
<b>Mounting</b>	Box PC Panel PC
<b>CPU</b>	Processor Mini PCIe expansion slots Storage Main drive RAM Battery backup
<b>Cybersecurity encryption</b>	
<b>Operating system</b>	
<b>Conformal coating</b>	
<b>Supply voltage</b>	
<b>Power consumption</b>	
<b>Interface</b>	Ethernet Serial ports USB Video Interface Resolution Antenna connectors Watchdog timer
<b>Reset button and buzzer</b>	
<b>Overall dimensions (W x H x D)</b>	
<b>Temperature</b>	During operation During storage
<b>Vibration resistance</b>	During operation
<b>Standards and certifications</b>	
<b>Software, IloT, and cybersecurity</b>	
<b>References</b>	
<b>Page</b>	
<b>Configured-to-order</b>	

★★★★★	
HMIBM Box wall/book/DIN rail/flat HMIBM Box + associated HMIDM Display	
Intel Atom Apollo Lake E3930 dual-core 1.8 GHz 1x full-size slot with optional interface	
64 GB eMMC (soldered and not user-expandable)	64 GB eMMC (soldered and not user-expandable)
4 GB DDR3 (not user-expandable) Optional	
TPM 2.0 module (pre-installed)	Connector for TPM 2.0 module (5)
Windows 10 IoT Enterprise LTSC (64-bit)	Windows 10 IoT Enterprise LTSC (64-bit)
No	
12...24 V $\overline{\text{---}}$ or 100...240 V $\sim$ with power adapter HMIYPSOMAC1	
20 W	
2x RJ45 Ethernet 10/100/1,000 Mbps 1x RS-232/422/485 non-isolated 1x USB 2.0, 1x USB 3.0 1x display port Up to 3200 x 2000 at 60 Hz 2x for WLAN antenna, 1 for GPRS antenna Timer with 255 levels/intervals, programmable, 1...255 s	
Yes	
187 x 150 x 46 mm/7.36 x 5.91 x 1.81 in.	
Conforming to EN/IEC 60068-2-30: 0...50 °C /32...122 °F (6) Conforming to IEC 61000-4/EN 55011:-20...60 °C /-4...140 °F	
Conforming to IEC 60664-1: 2 g from 5...500 Hz	
CE, cULus ITE (UL IT 60950, CSA IT 60950), RCM, EAC, CCC, FCC (part 15 EMC Class A)	
EcoStruxure Operator Terminal Expert Run Time Demo (1), Trellix allowlisting (2), EcoStruxure Secure Connect (3), Secure password boot UEFI Node-RED pre-installed Node-RED (4)	
<b>HMIBMIEA5DD1E01</b>	<b>HMIBMIEA5DD1101</b>
4/10	
See configured Harmony Modular Box PC on <a href="#">page 4/22</a>	

Harmony HMIBMI Basic Modular Box PCs




★★★★★		
HMIBM Box wall/book/DIN rail/flat HMIBM Box + associated HMIDM Display		
Intel Atom Apollo Lake E3930 dual-core 1.8 GHz 1x full-size slot with optional interface		
128 GB eMMC (soldered and not user-expandable)	64 GB eMMC (soldered and not user-expandable)	128 GB eMMC (soldered and not user-expandable)
4 GB DDR3 (not user-expandable) Optional		
Connector for TPM 2.0 module (5)		
Windows 10 IoT Enterprise LTSC (64-bit)	No	No
No		
12...24 V $\overline{\text{---}}$ or 100...240 V $\sim$ with power adapter HMIYPSOMAC1		
20 W		
2x RJ45 Ethernet 10/100/1,000 Mbps 1x RS-232/422/485 non-isolated 1x USB 2.0, 1x USB 3.0 1x display port Up to 3200 x 2000 at 60 Hz 2x for WLAN antenna, 1x for GPRS antenna Timer with 255 levels/intervals, programmable, 1...255 s		
Yes		
187 x 150 x 46 mm/7.36 x 5.91 x 1.81 in.		
Conforming to EN/IEC 60068-2-30: 0...50 °C /32...122 °F (6) Conforming to IEC 61000-4/EN 55011:-20...60 °C /-4...140 °F		
Conforming to IEC 60664-1: 2 g from 5...500 Hz		
CE, cULus ITE (UL IT 60950, CSA IT 60950), RCM, EAC, CCC, FCC (part 15 EMC Class A)		
EcoStruxure Operator Terminal Expert Run Time Demo (1), Trellix allowlisting (2), EcoStruxure Secure Connect (3), Secure password boot UEFI, Node-RED (4)		
<b>HMIBMIEA5DD110L</b>	<b>HMIBMIEA5DD1001</b>	<b>HMIBMIEA5DD100A</b>
4/10		
See configured Harmony Modular Box PC on <a href="#">page 4/22</a>		



(1) To be installed and activated by unlimited license HMIRTCZLSPAZZ (digital) or HMIRTCZLSPMZZ (paper).  
 (2) Trellix allowlisting to be installed and requires license sticker HMIYMACWLIOT1 to be applied.  
 (3) To be installed and activated with subscription.  
 (4) Node-RED to be installed or through USB key Windows 10 Recovery process ("Windows 10 with Node-RED for IloT Box" option to be selected).  
 (5) For Cybersecurity TPM, optional module HMIYMINATPM201 for hardware encryption with Windows bit-locker.  
 (6) Except with optional interface installed: limited to 45 °C/113 °F.

# Harmony iPC

Industrial PC, Edge Box, and Display  
Harmony Edge Box and Modular Box PCs  
HMIBMO Optimized

Type of Harmony Edge Box and iPC	Harmony HMIBMO Edge Box Modular	Harmony HMIBMO Optimized Modular Box PCs (regular)
		
<b>Fanless</b>	★★★★★	
<b>Mounting</b>	HMIBM Box wall/book/DIN rail/flat HMIBM Box + associated HMIDM Display	
<b>CPU</b>	Intel Atom Apollo Lake E3930 dual-core 1.8 GHz 1x full-size slot without optional interface	
<b>Storage</b>	M.2 SSD 64 GB (2) M.2 4 GB DDR3 (not user-expandable) Optional	
<b>Cybersecurity encryption</b>	TPM 2.0 module (pre-installed)	Connector for TPM 2.0 module
<b>Operating system</b>	Windows 10 IoT Enterprise LTSC (64-bit) + TPM 2.0	Windows 10 IoT Enterprise LTSC (64-bit)
<b>Conformal coating</b>	No	
<b>Supply voltage</b>	12...24 V $\overline{\text{---}}$ or 100...240 V $\sim$ with power adapter HMIYPSOMC1	
<b>Power consumption</b>	25 W	
<b>Interface</b>	Ethernet Serial ports USB Video Interface Resolution Antenna connectors Watchdog timer	
<b>Reset button and buzzer</b>	Yes	
<b>Overall dimensions (W x H x D)</b>	187 x 150 x 38 mm/7.36 x 5.91 x 1.50 in.	
<b>Temperature</b>	During operation During storage	
<b>Vibration resistance</b>	During operation	
<b>Standards and certifications</b>	CE, cULus industrial control (UL 61010-2-201, CSA 22.2 No. 142), cULus HazLoc (ANSI/ISA 12.12.01 and CSA C22.2 No. 213, Class I, Division 2), RCM, CCC, CE ATEX and IECEx HazLoc 3GD Zone 2/22, EAC, Marine DNV (without HDD)	
<b>Software, IIoT, and cybersecurity</b>	EcoStruxure Operator Terminal Expert Run Time Demo (3), EcoStruxure Machine SCADA Expert Run Time (4), Trellix allowlisting (5), EcoStruxure Secure Connect (6), Secure password boot UEFI Node-RED pre-installed Node-RED (7)	
<b>References</b>	<b>HMIBMOMA5DD1E01</b>	<b>HMIBMOMA5DD1101</b>
<b>Page</b>	4/10	
<b>Configured-to-order</b>	See configured Harmony Modular Box PC on <a href="#">page 4/22</a>	

(1) M.2 SSD 1.5 million hours MTBF, 3-year manufacturer warranty.  
 (2) Requires HMIYBADHDDMO1 adapter.  
 (3) To be installed and activated by unlimited license HMIRTCZLSPAZZ (digital) or HMIRTCZLSPMZZ (paper).  
 (4) With configured-to-order Harmony Modular Box PC.  
 (5) Trellix allowlisting to be installed and requires license sticker HMIYYMACWLIOT1 to be applied.  
 (6) To be installed and activated with subscription.  
 (7) Node-RED to be installed or through USB key Windows 10 Recovery process ("Windows 10 with Node-RED for IIoT Box" option to be selected).  
 (8) Except with optional interface or HDD installed: limited to 45 °C/113 °F.

Harmony HMIBMO Optimized Modular Box PCs (regular)	Harmony HMIBMO Optimized Modular Box PCs (expandable)		
			
	★★★★★		
	HMIBM Box wall/book/DIN rail/flat HMIBM Box + associated HMIDM Display		
	Intel Atom Apollo Lake E3930 dual-core 1.8 GHz 1x full-size slot without optional interface		
	1x full-size slot with optional interface	1x full-size slot with optional interface	
	No	M.2 SSD 250 GB (2)	No
	M.2	M.2, 1x HDD/SSD slot (3) with optional interface slot	
	4 GB DDR3 (not user-expandable)	8 GB DDR3 (not user-expandable)	
	Optional	Optional	
	Connector for TPM 2.0 module		
	No	Windows 10 IoT Enterprise LTSC (64-bit)	No
	No	Yes	
	12...24 V $\overline{\text{---}}$ or 100...240 V $\sim$ with power adapter HMIYPSOMAC1		
	25 W		
	2x RJ45 Ethernet 10/100/1,000 Mbps "i210 IEEE1588" 1x RS-232/422/485 non-isolated 2x USB 2.0, 2x USB 3.0 2x display ports Up to 3200 x 2000 at 60 Hz 2x for WLAN antenna, 1x for GPRS antenna Timer with 255 levels/intervals, programmable, 1...255 s		
	Yes		
	187 x 150 x 38 mm/7.36 x 5.91 x 1.50 in.	187 x 150 x 54 mm/7.36 x 5.91 x 2.13 in.	
	Conforming to EN/IEC 60068-2-30: 0...55 °C/32...131 °F (8) Conforming to IEC 61000-4/EN 55011:-30...70 °C/-22...158 °F		
	Conforming to IEC 60664-1: 2 g from 5...500 Hz		
	CE, cULus industrial control (UL 61010-2-201, CSA 22.2 No. 142), cULus HazLoc (ANSI/ISA 12.12.01 and CSA C22.2 No. 213, Class I, Division 2), RCM, CCC, CE ATEX and IECEx HazLoc 3GD Zone 2/22, EAC, Marine DNV (without HDD)		
	EcoStruxure Operator Terminal Expert Run Time Demo (3), EcoStruxure Machine SCADA Expert Run Time (4), Trellix allowlisting (5), EcoStruxure Secure Connect (6), Secure password boot UEFI, Node-RED (7)		
	<b>HMIBMO0A5DD1001</b>	<b>HMIBMOMA5DDF10L</b>	<b>HMIBMO0A5DDF101</b>
	<b>HMIBMO0A5DDF10A</b>		
	4/10		
	See configured Harmony Modular Box PC on <a href="#">page 4/22</a>		

See configured Harmony Modular Box PC on [page 4/22](#)

# Harmony iPC

## Industrial PC, Edge Box, and Display

### Harmony HMIBM Edge Box and Modular Box PCs

#### HMIBMI Basic



HMIBMI Basic Box PC

#### Presentation

Harmony HMIBM supports advanced automation applications requiring Windows operating systems, with powerful CPUs, expansion capabilities, high-availability options (RAID HDD, UPS), and advanced certifications. Their modularity means that HMIBM Box PCs can be converted to Panel PCs by combining them with HMIDM Displays. They can be used for IIoT at the edge of EcoStruxure for direct connection to Cloud applications (running Node-RED to wire from OT to IT) with enhanced cybersecurity by design.

In addition to the referenced offer, the flexibility offered by the modular design allows configured-to-order Harmony Box PC versions (see [page 4/22](#)).

#### Overview of the offer

##### Harmony HMIBMI Basic

The Harmony HMIBMI Basic offer comprises five product references, each equipped with:

- Fanless Intel Atom Apollo Lake E3930 dual-core processor, 1.8 GHz
- 4 GB DDR3 RAM (1)
- Connection ports: 1x USB 3.0, 1x USB 2.0, 1x COM (RS-232/422/485), 2 Gigabit Ethernet, and 1x Display port
- Expansion slots: 1x full-size mini PCIe slot with optional interface
- Power supply: 12-24 V  $\overline{\text{---}}$ , AC with optional external adapter HMIYPSOMAC1

The operating systems, storage devices, and expansion slots are as follows:

- **HMIBMIEA5DD1E01 Edge Box**
  - Operating system: Windows 10 IoT Enterprise LTSC (64-bit) + TPM 2.0
  - Default storage device: 64 GB eMMC (soldered, not user-expandable)
  - TPM encryption module, default mounted
  - Software: EcoStruxure Operator Terminal Expert + Node-RED (default)
- **HMIBMIEA5DD1101**
  - Operating system: Windows 10 IoT Enterprise LTSC (64-bit)
  - Default storage device: 64 GB eMMC (soldered, not user-expandable)
  - Software: EcoStruxure Operator Terminal Expert + Node-RED (2)
- **HMIBMIEA5DD110L**
  - Operating system: Windows 10 IoT Enterprise LTSC (64-bit)
  - Default storage device: 128 GB eMMC (soldered, not user-expandable)
  - Software: EcoStruxure Operator Terminal Expert + Node-RED (2)
- **HMIBMIEA5DD1001**
  - Operating system: None
  - Default storage device: 64 GB eMMC (soldered, not user-expandable)
  - Node-RED (2)
- **HMIBMIEA5DD100A**
  - Operating system: None
  - Default storage device: 128 GB eMMC (soldered, not user-expandable)
  - Node-RED (2)
  - Conformal coating: Yes

(1) Memory is not user-expandable.

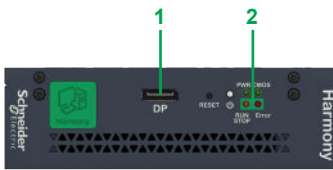
(2) Node-RED can be directly installed by user or through USB key Windows 10 Recovery process where "Windows 10 with Node-RED for IIoT Box" option has to be selected.




## Description

# Harmony iPC

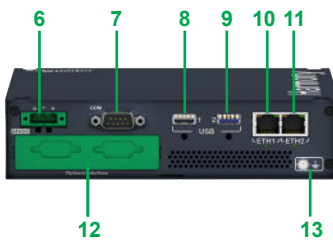
Industrial PC, Edge Box, and Display  
Harmony HMIBM Edge Box and Modular Box PCs  
HMIBMI Basic



Front view of Basic Box PC



Top view of Basic Box PC



Underside view of Basic Box PC

### Description

#### Harmony HMIBMI Basic

##### Front view

- 1 Display port
- 2 LEDs and power/reset button

##### Top view

- 3 SMA connector for the WLAN A external antenna
- 4 SMA connector for the cellular 4G external antenna
- 5 SMA connector for the WLAN B external antenna

##### Underside view, 1 expansion slot

- 6 DC power connector
- 7 COM port RS-232 (non-isolated), RS-422/485 (non-isolated)
- 8 USB1 (USB 2.0)
- 9 USB2 (USB 3.0)
- 10 Eth1 (10/100/1000 Mbps) IEEE 1588
- 11 Eth2 (10/100/1000 Mbps) IEEE 1588
- 12 Optional interface
- 13 Ground connection pin

4

# Harmony iPC

## Industrial PC, Edge Box, and Display

### Harmony HMIBM Edge Box and Modular Box PCs

#### HMIBMO Optimized



HMIBMO Optimized Box PC, regular version



HMIBMO Optimized Box PC, expandable version

4

#### Presentation (continued)

##### Overview of the offer (continued)

##### Harmony HMIBMO Optimized

The Harmony HMIBMO Optimized Box PC offer comprises six references, each equipped with:

- Fanless Intel Atom Apollo Lake E3930 dual-core processor, 1.8 GHz
- Connection ports: 2x USB 3.0, 2x USB 2.0, 1x COM (RS-232/422/485), 2 Gigabit i210 Ethernet, and 2x Display ports
- Expansion slots: 1x full-size mini PCIe slot
- Power supply: 12-24 V  $\overline{\text{DC}}$ , AC with additional power supply module HMIYPSOMAC1
- Expandable models have 1x optional interface for external connection to mini PCIe cards mounted in the internal slot and 1x HDD/SSD 2.5" slot (3)

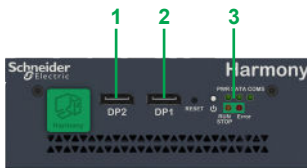
The operating systems, storage devices, and expansion slots are as follows:

- **HMIBMOMA5DD1E01 Edge Box**
  - Operating system: Windows 10 IoT Enterprise LTSC (64-bit) + TPM 2.0
  - RAM: 4 GB DDR3 (1)
  - Default storage device: 64 GB M.2 SSD
  - TPM encryption module, default mounted
  - Software: EcoStruxure Operator Terminal Expert + Node-RED (default)
  - 1x mini PCIe without optional interface (for wireless cards only)
- **HMIBMOMA5DD1101**
  - Operating system : Windows 10 IoT Enterprise LTSC (64-bit)
  - RAM: 4 GB DDR3 (1)
  - Default storage device: 64 GB M.2 SSD
  - Software: EcoStruxure Operator Terminal Expert + Node-RED (2)
  - 1x mini PCIe without optional interface (for wireless cards only)
- **HMIBMO0A5DD1001**
  - Operating system: None
  - RAM: 4 GB DDR3 (1)
  - Default storage device: None
  - Software: None
  - 1x mini PCIe without optional interface (for wireless cards only)
- **HMIBMOMA5DDF10L**
  - Operating system: Windows 10 IoT Enterprise LTSC (64-bit)
  - RAM: 4 GB DDR3 (1)
  - Default storage device: 250 GB M.2 SSD
  - Software: EcoStruxure Operator Terminal Expert + Node-RED (2)
  - Expandable with 1x optional interface for mini PCIe + 1x HDD/SSD 2.5" slot (3)
- **HMIBMO0A5DDF101**
  - Operating system: None
  - RAM: 4 GB DDR3 (1)
  - Default storage device: None
  - Expandable with 1x optional interface for mini PCIe + 1x HDD/SSD 2.5" slot (3)
- **HMIBMO0A5DDF10A**
  - Operating system: None
  - RAM: 8 GB DDR3 (1)
  - Default storage device: None
  - Conformal coating
  - Expandable with 1x optional interface for mini PCIe + 1x HDD/SSD 2.5" slot (3)


(1) Memory is not user-expandable.

(2) Node-RED can be directly installed by user or through USB key Windows 10 Recovery process where "Windows 10 with Node-RED for IIoT Box" option has to be selected.


(3) 2.5" HDD/SSD requires HMIYBADHDDBMO1 adapter to be mounted.



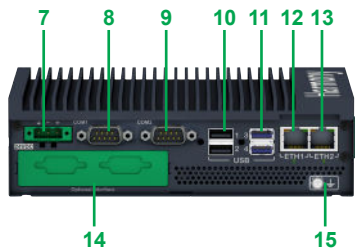
Front view of Optimized Box PC



Top view of Optimized Box PC



Underside view of Optimized Box PC, regular version



Underside view of Optimized Box PC, expandable version

## Description

### Harmony HMIBMO Optimized

#### Front view

- 1 Display port 2
- 2 Display port 1
- 3 LEDs and power/reset button

#### Top view

- 4 SMA connector for the WLAN A external antenna
- 5 SMA connector for the cellular 4G external antenna
- 6 SMA connector for the WLAN B external antenna

#### Underside view "regular version" (1)

- 7 DC power connector
- 8 COM1 port RS-232 (non-isolated)
- 9 COM2 port RS-232 (non-isolated), RS-422/485 (non-isolated)
- 10 USB1 and USB2 (USB 2.0)
- 11 USB3 and USB4 (USB 3.0)
- 12 Eth1 (10/100/1000 Mbps) IEEE1588
- 13 Eth2 (10/100/1000 Mbps) IEEE1588
- 14 Ground connection pin

#### Underside view "expandable version" (2)

- 7 DC power connector
- 8 COM1 port RS-232 (non-isolated)
- 9 COM2 port RS-232 (non-isolated), RS-422/485 (non-isolated)
- 10 USB1 and USB2 (USB 2.0)
- 11 USB3 and USB4 (USB 3.0)
- 12 Eth1 (10/100/1000 Mbps) IEEE1588
- 13 Eth2 (10/100/1000 Mbps) IEEE1588
- 14 Optional interface
- 15 Ground connection pin

(1) Regular version: HMIBMOMA5DD1101, HMIBMOMA5DD1E01, HMIBMO0ADD1001  
(2) Expandable version: HMIBMOMA5DDF10L, HMIBMO0A5DDF101, HMIBMO0A5DDF10A

# Harmony iPC

## Industrial PC, Edge Box, and Display

### Harmony HMIBM Edge Box and Modular Box PCs

#### HMIBMI Basic and HMIBMO Optimized

### Ready-to-run software, IIoT, and cybersecurity

Harmony HMIBM is supported by Schneider Electric HMI software. For HMI applications, the EcoStruxure Operator Terminal Expert Run Time demo version can be downloaded and activated to the unlimited version with **HMIRTWZLSPAZZ** (digital) or **HMIRTWZLSPMZZ** (paper) license. For line management and lite supervision, EcoStruxure Machine SCADA Expert Run Time is available via the configured-to-order process.

For secure remote access, Harmony HMIBM is supported with EcoStruxure Secure Connect that will have to be installed and activated with subscription.

For more information on the supported software, refer to the following catalogs:

EcoStruxure Operator Terminal Expert ([DIA5ED2140703EN](#))

EcoStruxure Machine SCADA Expert ([DIA5ED2171201EN](#))

EcoStruxure Secure Connect ([DIA5ED2190101EN](#))

The motherboard of the latest Harmony Modular Box PC is equipped with a pin header to install the optional Cybersecurity TPM module **HMIYMINATPM201** for hardware encryption with Windows BitLocker.

For IIoT connections to Cloud applications, Harmony HMIBM can run Node-RED. To activate Trellix allowlisting, the license sticker **HMIYMACWLIOT1** is required to be applied.

### Harmony HMIBMI Basic

Intel Atom Apollo Lake E3930 dual-core 1.8 GHz processor/24 V  $\overline{\text{DC}}$  supply voltage (1)

Expansion slot	Operating system	Software	Storage disk	DDR3 RAM (2)	Reference	Weight kg/lb
1x mini PCIe, full-size with optional interface	Windows 10 IoT Enterprise LTSC (64-bit)	EcoStruxure Operator Terminal Expert Run Time Demo (3), EcoStruxure Secure Connect (4), Node-RED (5)	64 GB eMMC (soldered)	4 GB	<a href="#">HMIBMIEA5DD1101</a>	1.20/2.64
	Windows 10 IoT Enterprise LTSC (64-bit) + TPM 2.0	EcoStruxure Operator Terminal Expert Run Time Demo (3), EcoStruxure Secure Connect (4), Node-RED (5)	64 GB eMMC (soldered)	4 GB	<a href="#">HMIBMIEA5DD1E01</a> (8)	1.20/2.64
	Windows 10 IoT Enterprise LTSC (64-bit)	EcoStruxure Operator Terminal Expert Run Time Demo (3), EcoStruxure Secure Connect (4), Node-RED (5)	128 GB eMMC (soldered)	4 GB	<a href="#">HMIBMIEA5DD110L</a>	1.20/2.64
	No		64 GB eMMC (soldered)	4 GB	<a href="#">HMIBMIEA5DD1001</a>	1.20/2.64
	No		128 GB eMMC (soldered)	4 GB	<a href="#">HMIBMIEA5DD100A</a> (7)	1.20/2.64

### Harmony HMIBMO Optimized

Intel Atom Apollo Lake E3930 dual-core 1.8 GHz processor/24 V  $\overline{\text{DC}}$  supply voltage (1)

#### Regular version (without optional interface)

1x mini PCIe, full-size without optional interface	Windows 10 IoT Enterprise LTSC (64-bit)	EcoStruxure Operator Terminal Expert Run Time Demo (3), EcoStruxure Secure Connect (4), Node-RED (5)	M.2 SSD 64 GB	4 GB	<a href="#">HMIBMOMA5DD1101</a>	1.25/2.75
	Windows 10 IoT Enterprise LTSC (64-bit) + TPM 2.0	EcoStruxure Operator Terminal Expert Run Time Demo (3), EcoStruxure Secure Connect (4), Node-RED (default)	M.2 SSD 64 GB	4 GB	<a href="#">HMIBMOMA5DD1E01</a> (8)	1.25/2.75
	No		No	4 GB	<a href="#">HMIBMO0A5DD1001</a>	1.25/2.75

#### Expandable version (with optional interface and HDD/SSD 2.5" slot (6))

1x mini PCIe, full-size with optional interface	Windows 10 IoT Enterprise LTSC (64-bit)	EcoStruxure Operator Terminal Expert Run Time Demo (3), EcoStruxure Secure Connect (4), Node-RED (5)	M.2 SSD 250 GB	4 GB	<a href="#">HMIBMOMA5DDF10L</a>	1.30/2.86
	No		No	4 GB	<a href="#">HMIBMO0A5DDF101</a>	1.30/2.86
	No		No	8 GB	<a href="#">HMIBMO0A5DDF10A</a> (7)	1.30/2.86

(1) AC with additional power supply module **HMIYPSOMAC1** (or **HMIYMMAC1** for HMIBMO in hazardous locations).

(2) Memory is not user-expandable.

(3) EcoStruxure Operator Terminal Expert Run Time Demo to be installed and activated by unlimited license **HMIRTWZLSPAZZ** (digital) or **HMIRTWZLSPMZZ** (paper).

(4) EcoStruxure Secure Connect license has to be purchased. For more information please refer to our website [www.se.com](http://www.se.com).

(5) Node-RED can be directly installed by user or through USB key Windows 10 Recovery process where "Windows 10 with Node-RED for IIoT Box" option has to be selected.

(6) 2.5" HDD. SSD requires **HMIYBADHDBMO1** adapter to be mounted.

(7) With conformal coating.

(8) Edge Box with TPM 2.0 default module.

4



HMIBMIEA5DD110L



HMIBMOMA5DD1E01



HMIBMO0A5DDF101

## Separate components


Description	Details	Compatible with	Reference	Weight kg/lb
<b>Drives</b>				
Blank SSD with mounting screws	128 GB	HMIBMO (expandable)	<a href="#">HMIYSSDS080S1</a>	–
	256 GB		<a href="#">HMIYSSDS240S1</a>	–
M.2 SSD	64 GB MLC	HMIBMO	<a href="#">HMIYM2064M1</a>	–
	128 GB	HMIBMO	<a href="#">HMIYM2128M1</a>	–
	250 GB	HMIBMO	<a href="#">HMIYM2256M1</a>	–
Blank HDD	Spare 1 TB HDD, blank	HMIBMO (expandable)	<a href="#">HMIYHDD01T21</a>	–
	Spare 500 GB HDD, blank	HMIBMO (expandable)	<a href="#">HMIYHDD50021</a>	–
Carrier for HDD/SSD	Carrier to mount an HDD/SSD 2.5" in a storage slot of Harmony HMIBMO expandable model	HMIBMO (expandable)	<a href="#">HMIYBADHDDBMO1</a>	–

PFI43610



HMIYSSDS240S1

IPC\_91054\_CP8CT17013C



HMIYM2256M1

IPC\_91054\_CP8CT17014B



HMIYM2256M1

PFI43698A



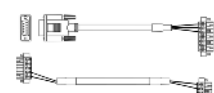
HMIYMMAC1

PFI43598A



HMIYMUPSKT1

PFI43646A



HMIYABUPS31

## Accessories

Maintenance kit for HMIBM Box PCs + HMIDM Modular Displays	Includes: <ul style="list-style-type: none"> <li>■ Screws and dampers for HDD/SSD</li> <li>■ Screws and clamps for panel mounting</li> <li>■ Modular Box cover screws</li> <li>■ Screws for mounting Box to Display</li> <li>■ Power connector and sticker</li> <li>■ CFAST card pull-out</li> <li>■ Rubbers for display mounting</li> <li>■ Filter for fan kit</li> <li>■ Bracket, screws, and dampers for mini PCIe</li> </ul>	HMIBMI and HMIBMO	<a href="#">HMIYBMKTBM1</a>	–
USB key blank for iPC recovery	Spare USB memory key blank (1)	HMIBMI and HMIBMO	<a href="#">HMIYUSBBK111</a>	–
AC power supply (60 W)	AC power adapter (60 W)	HMIBMI and HMIBMO	<a href="#">HMIYPSOMAC1</a>	–
AC power supply for HMIBM	Modular AC power adapter (100 W) (2)	HMIBMI and HMIBMO	<a href="#">HMIYMMAC1</a>	–
UPS battery	UPS battery for HMIBM (no cables)	HMIBMI and HMIBMO	<a href="#">HMIYMUPSKT1</a>	–
UPS cable	UPS cable for HMIBM (3 m/9.84 ft)	HMIBMI and HMIBMO	<a href="#">HMIYABUPS31</a>	–
VESA mounting kit	VESA mounting kit for HMIBM Box PC + HMIDM6 4:3 12" and W12" Display	HMIBMI and HMIBMO	<a href="#">HMIYPVESA6X21</a>	–
	VESA mounting kit for HMIBM Box PC + HMIDM7/9/A 4:3 15", W15", W19" and W22" Display	HMIBMI and HMIBMO	<a href="#">HMIYPVESA21</a>	–
DP to DVI adapter	DP to DVI-D adapter	HMIBMI and HMIBMO	<a href="#">HMIYADDPDVI11</a>	–
DP to DVI cable	DP to DVI-D cable 3 m/9.84 ft	HMIBMI and HMIBMO	<a href="#">HMIYABDPDVI31</a>	–
Display adaptation plate	Display adaptation plate from legacy Panel PC 19" display HMIPU●9●●● to Modular Display 15" HMIDM7421	HMIBMI and HMIBMO with HMIDM7421	<a href="#">HMIYAD1915D1</a>	–
DIN rail adapter		HMIBMI and HMIBMO	<a href="#">HMIYADBMODIN11</a>	–

(1) USB key including restore image for recovery is supplied with each unit. The spare blank key is only necessary if the default key supplied with the unit is lost.

(2) Certified for IECEx Zone 22 (Dust) only. HMIYPSOMAC1 is not certified for IECEx Zone 2 (Gas) and not available in Europe.

(3) EcoStruxure Machine SCADA Expert available in configured-to-order offer (see [page 4/22](#)).

(4) For more information, please refer to the EcoStruxure Secure Connect catalog ([DIA5ED2190101EN](#)).

**Note:** The separate components may be changed or discontinued without notice. Please check our website [www.se.com](http://www.se.com) for the latest information.

# Harmony iPC

## Industrial PC, Edge Box, and Display

### Harmony HMIBM Modular Box PCs

#### Separate components

Separate components (continued)				
Description	Details	Compatible with	Reference	Weight kg/lb
<b>Software and Secure remote access (1)</b>				
<b>EcoStruxure Operator Terminal Expert Run Time license</b>	Converts the 21-day trial version of EcoStruxure Operator Terminal Expert Run Time Demo to an unlimited license.	HMIBMI and HMIBMO with EcoStruxure Operator Terminal Expert	<a href="#">HMIRTCWZLSPAZZ</a> (digital)	–
<b>EcoStruxure Secure Connect</b>	For HMI secure remote access	HMIBMI and HMIBMO that support EcoStruxure Secure Connect	<a href="#">VJOCNT</a> (2)	–
<b>Interfaces</b>				
<b>RJ45 Ethernet interface</b>	Interface Mini PCIe, 1x RJ45 Ethernet	HMIBMI and HMIBMO with optional interfaces	<a href="#">HMIYMIN1ETH1</a>	–
<b>2x RS-422/485 isolated interface</b>	Mini PCIe with 2x RS-422/485, isolated external interface with connectors	HMIBMI and HMIBMO with optional interfaces	<a href="#">HMIYMINSL24851</a>	–
<b>4x RS-422/485 interface</b>	Mini PCIe with 4x RS-422/485, external interface with connectors	HMIBMI and HMIBMO with optional interfaces	<a href="#">HMIYMINSL44851</a>	–
<b>2x RS-232 isolated interface</b>	Mini PCIe with 2x RS-232, isolated external interface with connectors	HMIBMI and HMIBMO with optional interfaces	<a href="#">HMIYMINSL22321</a>	–
<b>4x RS-232 interface</b>	Mini PCIe with 4x RS-232, external interface with connectors	HMIBMI and HMIBMO with optional interfaces	<a href="#">HMIYMINSL42321</a>	–
<b>1x Profibus DP Primary NVRAM interface</b>	Mini PCIe with 1x Profibus DP Primary, non-volatile RAM, external interface with connectors	HMIBMI and HMIBMO with optional interfaces	<a href="#">HMIYMINPRO1</a>	–
<b>2x CANopen/CAN bus interface</b>	Mini PCIe with 2x CAN fieldbus, external interface with connectors, drivers for CANopen and CAN bus	HMIBMI and HMIBMO with optional interfaces	<a href="#">HMIYMINCAN1</a>	–
<b>16x DI/8 DO interface</b>	Mini PCIe with 16x DI/8 DO, external interface with connectors, 2 m/6.56 ft cable and DIN rail wiring terminal	HMIBMI and HMIBMO with optional interfaces	<a href="#">HMIYMINIO1</a>	–
<b>2x USB 3.0 interface</b>	Mini PCIe with USB 3.0, external interface with connectors	HMIBMI and HMIBMO with optional interfaces	<a href="#">HMIYMINUSB1</a>	–
<b>Audio interface</b>	Module with Audio (line in, line out and mic), external interface with connectors	HMIBMI and HMIBMO with optional interfaces	<a href="#">HMIYMINAUD1</a>	–



HMIYMINSL24851



HMIYMINCAN1



+



+



HMIYMINIO1

(1) EcoStruxure Machine SCADA Expert available in configured-to-order offer (see page 4/22).

(2) For more information, please refer to our EcoStruxure Secure Connect catalog (DIA5ED2190101EN).

**Note:** The separate components may be changed or discontinued without notice. Please check our website [www.se.com](http://www.se.com) for the latest information.



## Separate components (continued)

Description	Details	Compatible with	Reference	Weight kg/lb
<b>Interfaces (continued)</b>				
<b>Wireless LAN interface + 2x antennas kit</b>	Kit with mini PCIe WiFi (access point with Windows 10) + Bluetooth and 2x antennas	HMIBMI and HMIBMO	<a href="#">HMIYMINWIFI2</a>	—
<b>Remote wireless LAN antenna cable</b>	5 m/16.4 ft cable to mount a WiFi antenna remotely from Harmony iPC	HMIBMI and HMIBMO	<a href="#">HMIYCABWIFIAN51</a>	—
<b>Cybersecurity TPM for iPC</b>	Trusted Platform Module for cybersecured hardware encryption on HMIBM with related connector on motherboard, to be activated with Windows BitLocker	HMIBMI and HMIBMO	<a href="#">HMIYMINATPM201</a>	—
<b>McAfee allowlisting</b>	License sticker and a USB stick with software application for Cybersecurity allowlisting on Windows 10	HMIBMI and HMIBMO	<a href="#">HMIYYMACWLIOT1</a>	—
<b>3G cellular interface</b>	Mini PCIe with GPRS, SIM card holder, and external antenna	HMIBMI and HMIBMO	<a href="#">HMIYMINGPRS1</a>	—
<b>4G cellular interface for North America</b>	Mini PCIe GPRS 4G for North America frequencies. Kit including SIM card holder and external antenna	HMIBMI and HMIBMO	<a href="#">HMIYMIN4GUS1</a>	—
<b>4G cellular interface for Europe and Asia</b>	Mini PCIe GPRS 4G for Europe and Asia frequencies. Kit including SIM card holder and external antenna	HMIBMI and HMIBMO	<a href="#">HMIYMIN4GEU1</a>	—
<b>Mini PCIe to Display Adapter interface</b>	Mini PCIe interface transmitter with RJ45 port, graphics video card	HMIBMI and HMIBMO with optional interfaces (1)	<a href="#">HMIYMINDP1</a>	—
<b>Mini PCIe DVI-I interface for iPC</b>	Mini PCIe graphics video card, Full HD 1920 x 1080, with DVI-I connector on an external interface (providing both dual digital and analog signals)	HMIBMI and HMIBMO with optional interfaces (1)	<a href="#">HMIYMINDVII1</a>	—
<b>Mini PCIe 2VGA + DVI-D interface</b>	Mini PCIe graphics video card, Full HD 1920 x 1080, with 2xVGA connectors on a single external interface and 1x DVI-D connector in a second external interface	HMIBMI and HMIBMO with optional interfaces (1)	<a href="#">HMIYMINVGADVID1</a>	—
<b>Mini PCIe audio interface for iPC</b>	Mini PCIe audio card and one external interface with speaker OUT, Line IN, and Mic IN connectors	HMIBMI and HMIBMO with optional interfaces	<a href="#">HMIYMINAUD21</a>	—

(1) Limited to a single mini PCIe graphics video card per unit.

**Note:** The separate components may be changed or discontinued without notice. Please check our website [www.se.com](http://www.se.com) for the latest information.

IPC\_61054\_CPSC17017



HMIYMIN4GUS1

IPC\_61054\_CPSC17011



HMIYMINATPM201

IPC\_61054\_CPSC17020



HMIYYMACWLIOT1

# Harmony iPC

Industrial PC, Edge Box, and Display  
Harmony HMIDM Modular Displays

Type of Display	Harmony HMIDM Modular Displays			
Model	4:3 12" touch screen	4:3 15" touch screen	W12" touch screen	W15" touch screen



<b>Screen</b>	Type	LED LCD single-touch resistive screen		LED LCD 5-point multi-touch projected capacitive technology screen	
	Size	4:3 12.1"	4:3 15"	W12.1"	W15.6"
	Resolution	XGA, 1024 x 768 pixels, 16.7 million colors		WHD WXGA, 1280 x 800, 16.7 million colors	WHD FWXGA, 1366 x 768 pixels, 16.7 million colors
	Degree of protection	IP66, NEMA 4X indoor front panel, and 7H hardness anti-scratch			
	Brightness	≥ 300 cd/m <sup>2</sup> , stepless adjustment			
	Viewing angle	Vertical 115°, horizontal 140°		Vertical 140°, horizontal 150°	
	Backlight service life	50,000 hours			
	Operate with water on screen	Yes for all models			
<b>Interface</b>	On the front panel	1x USB 2.0 (Type A) and Reset button		–	
	On the back panel	–		–	
<b>Supply voltage</b>	From Box PC or mounted Display Adapter				
<b>Standards and certifications</b> (mounted on front Panel of Box PC HMIBM or Display Adapter HMIADAD)	Marine	Yes	Yes	Yes	Yes
	IECEX ATEX (2)	No	Yes	No	Yes
	Others	CE, RCM, EAC, cULus Industrial Control (UL 61010, CSA 22.2 No.142), cULus HazLoc (ANSI/ISA 12.12.01 and CSA C22.2 No. 213, Class I, Division 2), FCC (part 15 EMC Class A)			
<b>Power consumption</b>	With Universal Modular Box PC	38.6 W typical, 52.87 W max.	39.9 W typical, 48.04 W max.	37.4 W typical, 53.65 W max.	40.9 W typical, 49.5 W max.
	With Performance Modular Box PC	43.6 W typical, 57.87 W max.	44.9 W typical, 53.04 W max.	42.6 W typical, 58.65 W max.	46.1 W typical, 54.5 W max.
	With Display Adapter	17.87 W max.	13.04 W max.	18.65 W max.	14.5 W max.
<b>Mounting</b>	Panel PC (with Box PC HMIBM)	On front enclosure or VESA 100 × 100 with mounting kit HMIYPVESA●●●●●1 on the rear of Box PC			
	Panel Monitor (with Display Adapter HMIADAD)	On front enclosure or VESA 100 × 100 on the rear of Display Adapter			
<b>Dimensions</b>	Overall dimensions (W x H x D)	319.1 x 245.1 x 66.3 mm / 12.56 x 9.65 x 2.61 in.	390.7 x 290 x 28 mm / 15.38 x 11.42 x 1.10 in.	329.2 x 231.3 x 66.3 mm / 12.96 x 9.11 x 2.61 in.	419.7 x 269 x 28 mm / 16.52 x 10.59 x 1.10 in.
	Cut-out (W x H)	301.5 x 227.5 mm / 11.87 x 8.96 in.	383.5 x 282.5 mm / 15.10 x 11.12 in.	310 x 221 mm / 12.20 x 8.70 in.	412.4 x 261.7 mm / 16.24 x 10.30 in.
<b>Temperature</b>	During operation	Conforming to EN/IEC 60068-2-30: 0...55 °C/32...131 °F (1)			
	During storage	Conforming to IEC 61000-4/EN 55011: -30...70 °C/-22...158 °F			
<b>References</b>		<b>HMIDM6421</b>	<b>HMIDM7421</b>	<b>HMIDM6521</b>	<b>HMIDM7521</b>
<b>Page</b>		4/17			

(1) Except Box PC with 2x mini PCIe + display: limited to 45 °C/113 °F.  
(2) CE ATEX and IECEx HazLoc 3GD Zone 2/22.

Harmony HMIDM Modular Displays		Harmony HMIADAD Display Adapter
W19" touch screen	W22" touch screen	



<b>Screen</b>	LED LCD 5-point multi-touch projected capacitive technology screen		HMIADAD Display Adapter with HMIADAD Display Adapter, making remote monitors as: <input type="checkbox"/> Local display (maximum distance of 5 m/16.4 ft) <input type="checkbox"/> Remote display (up to 4 daisy chain displays with same screen definition, and maximum distance of 100 m/328 ft for 1st display to 400 m/1,312 ft for 4th display)	
	W18.5"	W21.5"		
	WHD FWXGA, 1366 x 768 pixels, 16.7 million colors			Full HD, 1920 x 1080 pixels, 16.7 million colors
	IP66, NEMA 4X indoor front panel, and 7H hardness anti-scratch			
	≥ 300 cd/m <sup>2</sup> , stepless adjustment			
	Vertical 140°, horizontal 150°			Vertical 150°, horizontal 150°
	50,000 hours			
	–			
–			According to Harmony HMIDM Modular Display mounted on front	
–			1x USB 2.0 (Type B), 1 Display Port	
From Box PC or mounted Display Adapter			24 V $\overline{\text{---}}$ or 100...240 V $\sim$ with external power adapter	
Yes			No	
No			Yes	
CE, EAC, RCM, cULus (UL IT 60950, CSA IT 60950), FCC (part 15 EMC Class A)			CE, cULus CSA 22-2 No 142, cULus HazLoc Class I Division 2 (ANSI/ISA 12-12-01, CSA 22-2 No 213), ATEX, IECEx, FCC (part 15 EMC Class A), CCC	
43.1 W typical, 58.28 W max.		45.2 W typical, 59.85 W max.	According to Harmony HMIDM Modular Display mounted on front	
48.1 W typical, 63.28 W max.		50.7 W typical, 64.85 W max.		
23.28 W max.		24.85 W max.		
On front enclosure or VESA 100 x 100 with mounting kit HMIYPVESA●●●●●1 on the rear of Box PC			–	
On front enclosure or VESA 100 x 100 on the rear of Display Adapter			On the back of Modular Display HMIDM	
488 x 309 x 28 mm/19.22 x 12.17 x 1.10 in.		558.4 x 349.8 x 28 mm/21.98 x 13.77 x 1.10 in.	254 x 207 x 37 mm/10 x 8.15 x 1.46 in.	
479.3 x 300.3 mm/18.87 x 11.82 in.		550.3 x 341.8 mm/21.66 x 13.45 in.	According to Harmony HMIDM Modular Display mounted on front	
Conforming to EN/IEC 60068-2-30: 0...55 °C/32...131 °F (1)			0...55 °C/32...131 °F	
Conforming to IEC 61000-4/EN 55011: -30...70 °C/-22...158 °F			-30...70 °C/-22...158 °F	
<b>HMIDM9521</b>		<b>HMIDMA521</b>	<b>HMIADAP11</b>	
4/17		4/21		

(1) Except Box PC with 2x mini PCIe + display: limited to 45 °C/113 °F.  
(2) CE ATEX and IECEx HazLoc 3GD Zone 2/22.



Harmony HMIDM 22" Modular Display

#### Presentation

Harmony HMIDM Modular Displays are monitors designed to be easily integrated with:

- Harmony HMIBM Modular Box PCs (1) to make a Panel PC
- Harmony HMIDAD Display Adapter (2) to make a Panel monitor, to be remotely mounted from the PC with display port and USB cable (up to 5 m/16.4 ft) or with RJ45 cable (up to four displays and 400 m/1,312 ft)

In addition to multiple choices, the modularity feature reduces maintenance as the Display can be independently replaced without changing the complete Panel PC or Panel Monitor.

HMIDM Modular Displays are available in:

- 4:3 12" and 15" single-touch resistive screens for easy substitution of legacy Panel PCs, operation with heavy gloves, and front USB connection port
- 16:9 W12", W15", W19", and W22" multi-touch capacitive screens for smartphone or tablet-like navigation on EcoStruxure Operator Terminal Expert software and for displaying SCADA screens in wide format

Harmony HMIDM 4:3 12"/15" and 16:9 12"/15" screens are certified for cULus Industrial Control and Hazardous Locations. The Harmony HMIDM displays are also Marine DNV and IECEx ATEX certified (IECEX ATEX for 4:3/16:9 15" models only). When mounted with Harmony HMIBM Modular Box PCs or HMIDAD Display Adapter with similar certifications, these displays can be used for advanced automation applications.

#### Overview of the offer

##### Harmony HMIDM Modular Displays

The Harmony HMIDM Modular Display offer comprises six references, each equipped with:

- **HMIDM6421**
  - Resolution: XGA, 1024 × 768 pixels, 16.7 million colors
  - Size and type: 4:3 12.1", single-touch resistive screen
  - Viewing angle: Vertical 115°, horizontal 140°
- **HMIDM7421**
  - Resolution: XGA, 1024 × 768 pixels, 16.7 million colors
  - Size and type: 4:3 15", single-touch resistive screen
  - Viewing angle: Vertical 115°, horizontal 140°
- **HMIDM6521**
  - Resolution: WHD WXGA, 1280 X 800 pixels, 16.7 million colors
  - Size and type: W12.1", multi-touch projected capacitive technology screen
  - Viewing angle: Vertical 115°, horizontal 140°
- **HMIDM7521**
  - Resolution: WHD FWXGA, 1366 × 768 pixels, 16.7 million colors
  - Size and type: W15.6", multi-touch projected capacitive technology screen
  - Viewing angle: Vertical 140°, horizontal 150°
- **HMIDM9521**
  - Resolution: WHD FWXGA, 1366 × 768 pixels, 16.7 million colors
  - Size and type: W18.5", multi-touch projected capacitive technology screen
  - Viewing angle: Vertical 140°, horizontal 150°
- **HMIDMA521**
  - Resolution: Full HD, 1920 × 1080 pixels, 16.7 million colors
  - Size and type: W21.5", multi-touch projected capacitive technology screen
  - Viewing angle: Vertical 150°, horizontal 150°

(1) For more information, see [pages 4/8 to 4/11](#).

(2) For more information, see [page 4/18](#).

## Presentation (continued)

### Architecture

Harmony HMIDM Displays are compatible and easily mountable with all HMIBM Modular Box PCs and the HMIDAD Display Adapter.



## References

### Harmony HMIDM Modular Displays

PF143853A



HMIDM9521

Description	Screen	Interface	Reference	Weight kg/lb
4:3 12" TFT LED LCD display	12", XGA (1024 × 768 pixels)	Single-touch resistive	<a href="#">HMIDM6421</a>	2.30/ 5.07
4:3 15" TFT LED LCD display	15", XGA (1024 × 768 pixels)		<a href="#">HMIDM7421</a>	4.20/ 9.20
16:9 12" TFT LED LCD display	12", WHD/FWXGA (1280 × 800 pixels)	Multi-touch capacitive	<a href="#">HMIDM6521</a>	2.25/ 4.96
16:9 15" TFT LED LCD display	15.6", WHD/FWXGA (1366 × 768 pixels)		<a href="#">HMIDM7521</a>	4.30/ 9.50
16:9 19" TFT LED LCD display	18.5", WHD/FWXGA (1366 × 768 pixels)		<a href="#">HMIDM9521</a>	5.20/ 11.50
16:9 22" TFT LED LCD display	21.5", Full HD/FWXGA (1920 × 1080 pixels)		<a href="#">HMIDMA521</a>	6.60/ 14.50

### Separate components

PF110398B




HMIYP752PS11

Description	Details	Compatible with HMIDM Display	Reference	Weight kg/lb
<b>Removable protective sheet</b>	Set of 5 protective sheets for 4:3 12"	HMIDM6421	<a href="#">MPCYK20SPSKIT</a>	–
	Set of 5 protective sheets for 4:3 15"	HMIDM7421	<a href="#">MPCYK50SPSKIT</a>	–
	Set of 5 protective sheets for HMIDM W12"	HMIDM6521	<a href="#">HMIYP652PS11</a>	–
	Set of 5 protective sheets for W15"	HMIDM7521	<a href="#">HMIYP752PS11</a>	–
	Set of 5 protective sheets for W19"	HMIDM9521	<a href="#">HMIYP952PS11</a>	–
	Set of 5 protective sheets for W22"	HMIDMA521	<a href="#">HMIYPA52PS11</a>	–



Harmony HMIDAD Display Adapter



4

## Presentation

The Harmony HMIDAD Display Adapter can be used to remotely connect a Harmony Modular Display to a Harmony iPC or a third-party PC.


## Description

### Rear view

- 1 DC power supply connection
- 2 USB port type B (USB 2.0 for touch screen OUT) (1)
- 3 Display port (IN) (1)
- 4 Transmitter module (HMIYDATR11) with RJ45 port (2)
- 5 Mounting holes for the VESA
- 6 Receiver module (HMIYDARE11) with RJ45 port (2)
- 7 USB locker

## Architecture

The Display Adapter is mounted on the rear side of the display as shown below:

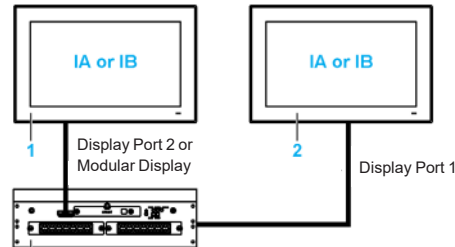


(1) Not operational with Receiver module mounted.  
(2) Optional modules.

#### Configuration

##### Local display


The PC is connected to the Display Adapter by 1x USB cable for touch screen and 1x Display Port cable for video with a maximum distance of 5 m/16.4 ft.



##### Remote display

The Harmony iPC with mini PCIe interface can support up to four displays with the same screen definition (maximum distance of 100 m/328 ft between each display) when connected to Display Adapters that are equipped with transmitter and receiver modules in a daisy chain configuration.

In this configuration, each remote display includes an HMIDM Modular Display + a HMIDADP11 Display Adapter + a HMIYDARE11 Receiver module + a HMIYDATR11 Transmitter module (not required for the last display in the chain).

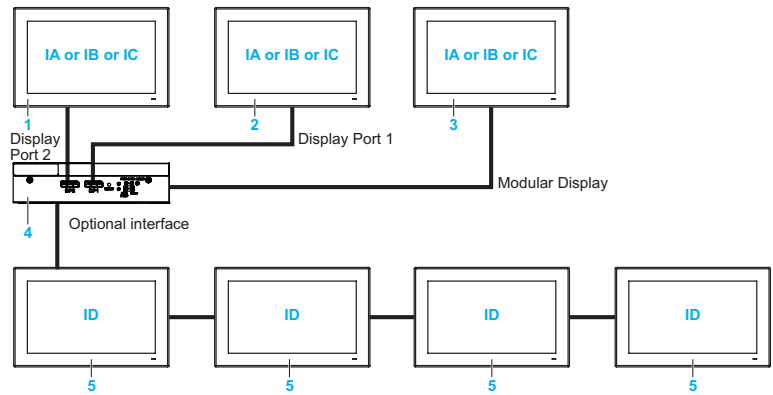


For long distance remote displays:

- Limited to one HMIYMINDP1 mini PCIe per HMIBM Box iPC.
- To set up mini PCIe to Display Adapter interface (HMIYMINDP1), a display or a third-party panel on host PC is required to install the driver. Once the remote display setups are ready, the display on host PC can be removed if not used.
- The remote display cable does not support normal LAN HUB or switch as signal type is different.
- CAT6 cable is recommended. CAT5e cable may be used for shorter distances, according to environment conditions and with the maximum screen resolution of 1920 x 1080 pixels.
- The display touch panels can be disabled. When activated, the touch panel on the remote displays can be used one at a time only (waiting time 100 ms).
- The Display Adapter with display does not support brightness control. The brightness is fixed at 100%.
- With remote display (100 m/328 ft) cable, the touch-beep sound cannot be heard from the touch panel side as the buzzer is on the Box iPC side.
- When the host PC is off, or when one of the displays in the daisy chain is off or disconnected, the next display(s) in the chain get a NO SIGNAL message on their screen.



**Example of displays connected to Harmony HMIBMO**



IA, IB, IC, ID Images (with Windows setting)

**1, 2, 3** Local displays and Display Adapters

**4** Harmony HMIBMO Optimized Modular Box with HMIYMINDP1x mini PCIe transmitter interface with RJ45 port

**5** Harmony HMIDM Modular Display + HMIDADP11 Display Adapters + HMIYDARE11 Receiver module + HMIYDATR11 Transmitter module (not required for the last display in the chain), making a daisy chain of up to four remote displays with the same screen definition (set by the receiver settings or in the Windows settings)



HMIDADP11



HMIYCABDP51



HMIYCABUSB51



HMIYMINDP1



HMIYDARE11



HMIYDATR11

#### Harmony HMIDAD Display Adapter

Description	Characteristics	Supply voltage	Compatible with	Reference	Weight kg/lb
Display Adapter	USB port (OUT) + Display Port (IN) for cable up to 5 m/16.4 ft	24 V $\overline{\text{---}}$ (1)	Harmony iPC and third-party PCs	<a href="#">HMIDADP11</a>	1.8/ 3.96

#### Accessories

Description	Characteristics	Compatible with	Reference	Weight kg/lb
DVI to DP cable	3 m/9.84 ft	From PC with DVI port to HMIDAD Display Adapter	<a href="#">HMIYCABDPDVI31</a>	–
DP to DP cable	Display Port to Display Port, 5 m/16.4 ft cable for digital video signal	From HMIBM Modular Box PC to HMIDAD Display Adapter	<a href="#">HMIYCABDP51</a>	–
USB cable	USB to USB, 5 m/16.4 ft cable for touch screen signal	From HMIDAD Display Adapter to HMIBM Modular Box PC	<a href="#">HMIYCABUSB51</a>	–
Transmitter interface for Harmony HMIBM Box PC	Mini PCIe to Display Adapter interface with 1x RJ45 port for category 5 or 6 cable (without Hub or Switch)	For HMIBM Box PC with optional interface to connect to first HMIYDARE11 receiver in the chain mounted in HMIDADP11 Display Adapter (2)	<a href="#">HMIYMINDP1</a>	–
Receiver for Display Adapter	Receiver module with 1x RJ45 port for category 5 or 6 cable (without Hub or Switch)	For HMIDADP11 Display Adapter to connect to next HMIYDATR11 transmitter in the chain	<a href="#">HMIYDARE11</a>	–
Transmitter for Display Adapter	Transmitter module with 1x RJ45 port for category 5 or 6 cable (without Hub or Switch).	For HMIDADP11 Display Adapter to connect to next HMIYDARE11 receiver in the chain (not required for the last display in the chain)	<a href="#">HMIYDATR11</a>	–
AC power supply	External AC power adapter, 60 W	For HMIDADP11 Display Adapter	<a href="#">HMIYPSOMAC1</a>	–
Modular AC power supply	Modular AC power adapter, 100 W for hazardous locations	For HMIDADP11 Display Adapter	<a href="#">HMIYMMAC1</a>	–

- (1) For AC power supply, additional power supply module HMIYPSOMAC1 or HMIYMMAC1 is required. For AC in hazardous locations, AC power supply module HMIYMMAC1 product version PV02 is required.  
 (2) HMIYMINDP1 cannot be used with HMIYMINDVII1/HMIYMINVGADVID1. Remove the existing driver to install HMIYMINDP1/HMIYMINDVII1/HMIYMINVGADVID1 in Modular Box PC HMIBM.

**Note:** The accessories may be changed or discontinued without notice. Please check our website [www.se.com](http://www.se.com) for the latest information.

# Harmony iPC

## Industrial PC, Edge Box, and Display

### Harmony HMIBM Modular Box PCs and Harmony HMIDM Modular Displays

#### Configured-to-order

#### Configured-to-order Harmony HMIBM Modular Box PCs and HMIDM Modular Displays

"Configured-to-order" Industrial PCs offer a vast number of configuration combinations for Harmony iPCs with certifications. The Schneider Electric Customer Care Center can help you configure the right Harmony iPC based on your automation application and provide a quotation. A Web Configurator <https://www.hmisource.com/wwipcc> is also available to help you easily build the configuration by yourself (password = Magelis). Our Customer Care Center or the Web Configurator will provide the complete parts list for the configured Harmony Modular Box PC/Display and a configuration code that will be the part number of the Harmony iPC.

#### Ordering procedure for configured Harmony HMIBM Modular Box PCs and HMIDM Modular Displays

If you have built your Harmony iPC configuration with the Web Configurator:

- 1 Please forward the e-mail received from the Web Configurator to our Customer Care Center. This e-mail contains a PDF file with your configuration description and part number code.
- 2 If required, specify the Schneider Electric commercial reference root part number GCR\_HMIPCCP2.

If you cannot access the Harmony iPC Web Configurator:

- 3 Please contact our Customer Care Center and state the reference root part number GCR\_HMIPCCP2.
- 4 Configure your Harmony Panel PC (see table below) and get your quote with the support of our Customer Care Center.
- 5 Confirm your order.

#### Configured-to-order options for Harmony HMIBM Modular Box PCs and HMIDM Modular Displays

Option	Description
Box PC or Display Adapter	Harmony HMIBM Box PC (Basic, Optimized)
	Harmony HMIDAD Display Adapter
Modular Displays (pre-mounted)	None
	Harmony HMIDM Modular Display 4:3 12"/4:3 15"- XGA
	Harmony HMIDM Modular Display W12"/W15"- FWXGA
	Harmony HMIDM Modular Display W22" - FHD
CPU	None (Display Adapter)
	Intel Atom Apollo Lake E3930
Power supply	DC
	AC
Windows operating system	None
	Windows 10 IoT Enterprise (64-bit Multi-language)
	Linux Yocto
Main storage device for operating system	None
	eMMC soldered
	M.2 64 GB/128 GB/250 GB
Optional interfaces (pre-mounted)	None
	NVRAM
	2x RS-422/485 isolated/4x RS-422/485
	2x RS-232 isolated/4x RS-232
	16x DI/8x DO
	Video (DVI and VGA ports)
	Audio
	3G/4G cellular
	Transmitter to Display Adapter
	Analog inputs
	Wireless LAN + 2x antennas
	2x CANopen CAN bus
	Profibus DP Primary with NVRAM
	Cybersecurity TPM module
	1x Ethernet RJ45
Software bundle	None
	EcoStruxure Operator Terminal Expert Run Time unlimited license
	EcoStruxure Machine SCADA Expert 1500 tags Run Time license
	EcoStruxure Machine SCADA Expert 4000 tags Run Time license
	EcoStruxure Machine SCADA Expert 64000 tags Run Time license
	Vijeo Designer Runtime unlimited license

# Harmony iPC

Industrial PC, Edge Box, and Display  
Harmony HMIBM Modular Box PCs and  
HMIDM Modular Displays  
Substitution product table

Legacy Harmony iPC		Replaced by Harmony iPC	
Description	References	Description	References
<b>Harmony S-Box PC Universal HMIBS</b>		<b>Harmony HMIBM Modular Box PC</b>	
Harmony Optimized S-Box PC, 1 slot, 24 V ~	<a href="#">HMIBSO0ND1001</a>	Harmony Modular Box PC, eMMC SSD, 1 slot, 24 V ~ (1)	<a href="#">HMIBMIEA5DD1001</a>
Harmony Optimized S-Box PC, CFAST card, 1 slot, 24 V ~	<a href="#">HMIBSOCND1E01</a>	Harmony Modular Box PC, eMMC SSD, 1 slot, 24 V ~ (1)	<a href="#">HMIBMIMA5DD1101</a>
Harmony Universal S-Box PC, CFAST card, 1 slot, 24 V ~	<a href="#">HMIBSUCND1W01</a>	Harmony Modular Box PC, M.2 SSD, 1 slot, 24 V ~ (1)	<a href="#">HMIBMOMA5DD1101</a>
Harmony Universal S-Box PC, SSD, 1 slot, 24 V ~	<a href="#">HMIBSUSND1W01</a>	Harmony Modular Box PC, M.2 SSD, 1 slot, 24 V ~ (1)	<a href="#">HMIBMOMA5DD1101</a>
Harmony Universal S-Box PC, No OS, 1 slot, 24 V ~	<a href="#">HMIBSU0ND1001</a>	Harmony Modular Box PC, No OS, 1 slot, 24 V ~ (1)	<a href="#">HMIBM00A5DD1001</a>
<b>Harmony Simple Optimized Panel PC HMIPSO</b>			
Harmony Simple Optimized Panel PC, W15", 24 V ~	<a href="#">HMIPSO●752D1●</a>	Harmony Basic Box PC + Harmony Modular display W15", 24 V ~	<a href="#">HMIBMI</a> + <a href="#">HMIDM7521</a>

(1) AC with power adapter HMIYPSOMAC1.

# Harmony iPC

Industrial PC, Edge Box, and Display  
Harmony HMIP6 Modular Box PCs and HMIDM6  
Modular Displays

---

## Harmony HMIP6 Modular Box PCs

- [Selection guide](#) ..... page 5/2
- **Presentation**
  - Overview of the offer ..... page 5/6
- **Description**.....page 5/6
- **Ready-to-run software for Harmony HMIP6** ..... page 5/7

## Harmony HMIDM6 Modular Displays

- [Selection guide](#) ..... page 5/3
- **Presentation**
  - Overview of the offer ..... page 5/12
  - Architecture ..... page 5/12
- **Description**.....page 5/12
- **References** .....page 5/13

## Online Product Configurator

- **Presentation**.....page 5/14
- **Description**.....page 5/14
  - Online Product Configurator ..... page 5/14
  - Example Harmony P6 product code ..... page 5/15
- **References**
  - Configured-to-order options for Harmony P6  
Modular Box PCs and DM6 Modular Displays ..... page 5/16
  - Substitution table ..... page 5/16
  - Accessories for Harmony P6 Modular Box PCs and  
DM6 Modular Displays ..... page 5/17



# Harmony iPC

Industrial PC, Edge Box, and Display  
Harmony HMIP6 Modular Box  
Advanced and Standard Modular Box

Type of box		Harmony HMIP6 Advanced Modular Box	
			
<b>Type of cooling</b>		Fanless/Fan with HDD	
<b>Mounting</b>	Box Panel PC, Modular Display	Wall/Book/Flat Yes	
<b>CPU</b>	Processor Number of cores/threads Expansion slots Storage slots Memory capacity RAID HDD with Intel Rapid storage	Intel Core™ i7-8665UE, up to 4.4 GHz 4/8 1x PCI + 1x PCIe, 2x PCIe or 2x PCI 1x M.2 SSD SATA, 2x 2.5-inch SATA (HDD/SSD) 8 to 32 GB DDR4 RAM Yes	Intel Core i5-8365UE, up to 4.1 GHz 4/8 1x PCI + 1x PCIe, 2x PCIe or 2x PCI 1x M.2 SSD SATA, 2x 2.5-inch SATA (HDD/SSD) 8 to 32 GB DDR4 RAM Yes
<b>Cybersecurity hardware encryption</b>		TPM 2.0 module (pre-installed)	
<b>Operating system</b>		Windows® 10 IoT Enterprise 2019 LTSC (64-bit)/Ubuntu 22.04 LTSE (64-bit) (2)	
<b>Video controller type</b>		Intel® UHD Graphics 620 (integrated in CPU)	
<b>Supply voltage</b>		12...24 V $\overline{\text{DC}}$ or 100...240 V $\sim$	
<b>Power consumption</b>		121 W for DC model/140 VA for AC model	
<b>Interface</b>	Ethernet Serial ports USB Display ports Watchdog timer	2x IEEE1588, RJ45 Ethernet, 10/100/1,000 Mbps, Wake-on-LAN (WOL) 1x RS-232C non-isolated USB Type A: 2x USB 2.0 and 2x USB 3.0, USB Type C: 1x USB 3.0 1x DP 1.2 (dual-mode DP++) System reset output, 1 sec or 1 minute with 255 levels Yes	
<b>Reset button and buzzer</b>		Yes	
<b>Overall dimensions (W x H x D)</b>		290 x 195 x 65 mm/11.42 x 7.68 x 2.56 in. (with no expandable slots)	
<b>Temperature</b>	During operation During storage	Conforming to EN/IEC 60068-2-30: 0...55 °C/32...131 °F (1) Conforming to IEC 60068-2-2/60068-2-14: -30...70 °C/-22...158 °F	
<b>Vibration resistance</b>	During operation	Conforming to IEC 60664-1: 2 g from 5...500 Hz	
<b>Standards and certifications</b>		All models: CE, RCM, UL 61010-2-201, CSA C22.2 No. 61010-2-201, UL 121201, and CSA C22.2 No. 213 DC models: IECEx/ATEX for use in Zone 2 gas/Zone 22 dust, DetNorske Veritas - Germanischer Lloyd (DNV-GL)	
<b>Associated software</b>		Refer to the selection guide on <a href="#">pages 1/6</a> and <a href="#">1/7</a> for more details	
<b>Compatible with displays</b>		All Harmony HMIDM6 displays (3) and Harmony HMIFP6 industrial monitors	
<b>Cybersecurity</b>		EcoStructure Secure Connect, Secure password boot, Trellix allowlisting	
<b>References</b>		Available as configured-to-order only and can be ordered using the online Product Selector. For more information, see <a href="#">page 5/14</a> .	
<b>Pages</b>		5/6	

(1) With HDD and fan: limited to 45 °C/113 °F.  
(2) Configuration with Ubuntu operating system option to be available from Q4 2024.  
(3) Except 10" WHMIDM6 display.

Harmony HMIP6 Advanced Modular Box		Harmony HMIP6 Standard Modular Box	
			
<b>Type of cooling</b>		Fanless/Fan with HDD	
<b>Mounting</b>		Wall/Book/Flat No	
<b>CPU</b>		Intel Celeron® 4305UE, up to 2.0 GHz 2/2 1x PCI + 1x PCIe, 2x PCIe or 2x PCI 1x M.2 SSD SATA, 2x 2.5-inch SATA (HDD/SSD) 4 to 16 GB DDR4 RAM Yes	Intel Core i3-8145UE, up to 3.9 GHz 2/4 - 1x M.2 SSD SATA, 1x 2.5-inch SATA (HDD/SSD) 8 to 32 GB DDR4 RAM -
<b>Cybersecurity hardware encryption</b>		TPM 2.0 module (pre-installed)	
<b>Operating system</b>		Windows® 10 IoT Enterprise 2019 LTSC (64-bit)/Ubuntu 22.04 LTSE (64-bit) (2)	
<b>Video controller type</b>		Intel UHD Graphics 610 (integrated in CPU)	Intel UHD Graphics 620 (integrated in CPU)
<b>Supply voltage</b>		12...24 V $\overline{\text{DC}}$ or 100...240 V $\sim$	
<b>Power consumption</b>		121 W for DC model/140 VA for AC model	87 W for DC model/99 VA for AC model
<b>Interface</b>		2x IEEE1588, RJ45 Ethernet 10/100/1,000 Mbps, Wake-on-LAN (WOL) 1x RS-232C (non-isolated) USB Type A: 2x USB 2.0 and USB 3.0, USB Type C: 1x USB 3.0 1x DP 1.2 (dual-mode DP++) System reset output, 1 sec or 1 minute with 255 levels Yes	
<b>Reset button and buzzer</b>		Yes	
<b>Overall dimensions (W x H x D)</b>		290 x 195 x 65 mm/11.42 x 7.68 x 2.56 in. (with no expandable slots)	250 x 165 x 53 mm/9.84 x 6.5 x 2.09 in.
<b>Temperature</b>		Conforming to EN/IEC 60068-2-30: 0...55 °C/32...131 °F (1) Conforming to IEC 61000-4/EN 55011: -30...70 °C/-22...158 °F	
<b>Vibration resistance</b>		Conforming to IEC 60664-1: 2 g from 5...500 Hz	
<b>Standards and certifications</b>		All models: CE, RCM, UL 61010-2-201, CSA C22.2 No. 61010-2-201, UL 121201, and CSA C22.2 No. 213 DC models: IECEx/ATEX for use in Zone 2 gas/Zone 22 dust, DetNorske Veritas - Germanischer Lloyd (DNV-GL)	
<b>Associated software</b>		Refer to the selection guide on <a href="#">pages 1/6</a> and <a href="#">1/7</a> for more details	
<b>Compatible with displays</b>		All Harmony HMIDM6 displays and Harmony HMIFP6 industrial monitors	
<b>Cybersecurity</b>		EcoStructure Secure Connect, Secure password boot, Trellix allowlisting	
<b>References</b>		Available as configured-to-order only and can be ordered using the online Product Selector. For more information, see <a href="#">page 5/14</a> .	
<b>Pages</b>		5/6	

(1) With HDD and fan: limited to 45 °C/113 °F.  
(2) Configuration with Ubuntu operating system option to be available from Q4 2024.  
(3) Except 10" WHMIDM6 display.



# Harmony iPC

Industrial PC, Edge Box, and Display  
Harmony HMIP6 Modular Box  
Harmony Atom Box

## Type of box Harmony HMIP6 Atom Box - 4 Core



<b>Number of cores</b>	4
<b>Type of cooling</b>	Fanless
<b>Mounting</b>	Box Wall/Book/Flat Panel PC, Modular Display
<b>CPU</b>	Processor: Intel Atom® x6425E, up to 3.0 GHz Expansion slots: No Storage slots: 1x M.2 SSD SATA, 1x M.2 Key B, 1x SD card slot Memory capacity: 8 GB DDR4 RAM RAID HDD with Intel Rapid storage: No
<b>Cybersecurity hardware encryption</b>	TPM 2.0 (pre-installed)
<b>Operating system</b>	Windows® 10 IoT Enterprise 2021 LTSC (64-bit)
<b>Video controller type</b>	Intel® UHD Graphics for 10th Gen Intel® Processors
<b>Supply voltage</b>	12...24 V ---
<b>Power consumption</b>	45 W (max.)
<b>Interface</b>	Ethernet: 2x IEEE 1588, RJ45 Ethernet, 10/100/1,000 Mbps, Wake-on-LAN (WOL) Serial ports: 2x RS-232C/422/485 (non-isolated) USB: USB Type A: 2x USB 3.1 Gen1, USB Type C: 1x USB 3.1 Gen1 Display ports: 1x DP 1.2 (dual-mode DP++) Watchdog timer: System reset output, 1 sec or 1 minute with 255 levels
<b>Reset button and buzzer</b>	Yes
<b>Overall dimensions (W x H x D)</b>	250 x 165 x 37 mm/9.84 x 6.5 x 1.46 in.
<b>Temperature</b>	During operation: 0...55 °C/32 131 °F During storage: -20...60 °C/-4...140 °F
<b>Vibration resistance</b>	During operation: IEC/EN 61131-2 compliant, 5...9 Hz single amplitude 3.5 mm/0.14 in. 9...150 Hz fixed acceleration: 9.8 m/s <sup>2</sup> , X, Y, Z directions for 10 cycles (approximately 100 minutes)
<b>Standards and certifications</b>	All models: CE, RCM, UL 61010-2-201, CSA C22.2 No. 61010-2-201, UL 121201, and CSA C22.2 No. 213 DC models: IECEx/ATEX for use in Zone 2 gas/Zone 22 dust (1), DetNorske Veritas - DNV (1)
<b>Associated software</b>	Refer to the selection guide on <a href="#">pages 1/6</a> and <a href="#">1/7</a> for more details
<b>Compatible with displays</b>	All Harmony HMIDM6 displays and Harmony HMIFP6 industrial monitors
<b>Cybersecurity</b>	EcoStructure Secure Connect, Secure password boot, Trellix allowlisting
<b>References</b>	Available as configured-to-order only and can be ordered using the online Product Selector. For more information, see <a href="#">page 5/14</a> .
<b>Pages</b>	5/6

(1) Available in Q4 2024.

## Harmony HMIP6 Atom Box - 2 core



<b>Number of cores</b>	2
<b>Type of cooling</b>	Fanless
<b>Mounting</b>	Wall/Book/Flat Yes
<b>CPU</b>	Processor: Intel Atom® x6211E, up to 3.0 GHz Expansion slots: No Storage slots: 1x M.2 SSD SATA, 1x M.2 Key B, 1x SD card slot Memory capacity: 4 GB DDR4 RAM <span style="float: right;">8 GB DDR4 RAM</span> RAID HDD with Intel Rapid storage: No
<b>Cybersecurity hardware encryption</b>	TPM 2.0 (pre-installed)
<b>Operating system</b>	Windows® 10 IoT Enterprise 2021 LTSC (64-bit)
<b>Video controller type</b>	Intel® UHD Graphics for 10th Gen Intel® Processors
<b>Supply voltage</b>	12...24 V ---
<b>Power consumption</b>	45 W (max.)
<b>Interface</b>	Ethernet: 2x IEEE 1588, RJ45 Ethernet 10/100/1,000 Mbps, Wake-on-LAN (WOL) Serial ports: 2x RS-232C/422/485 (non-isolated) USB: USB Type A: 2x USB 3.1 Gen1, USB Type C: 1x USB 3.1 Gen1 Display ports: 1x DP 1.2 (dual-mode DP++) Watchdog timer: System reset output, 1 sec or 1 minute with 255 levels
<b>Reset button and buzzer</b>	Yes
<b>Overall dimensions (W x H x D)</b>	250 x 165 x 37 mm/9.84 x 6.5 x 1.46 in.
<b>Temperature</b>	During operation: 0...55 °C/32 131 °F During storage: -20...60 °C/-4...140 °F
<b>Vibration resistance</b>	IEC/EN 61131-2 compliant, 5...9 Hz single amplitude 3.5 mm/0.14 in. 9...150 Hz fixed acceleration: 9.8 m/s <sup>2</sup> , X, Y, Z directions for 10 cycles (approximately 100 minutes)
<b>Standards and certifications</b>	All models: CE, RCM, UL 61010-2-201, CSA C22.2 No. 61010-2-201, UL 121201, and CSA C22.2 No. 213 DC models: IECEx/ATEX for use in Zone 2 gas/Zone 22 dust (1), DetNorske Veritas - DNV (1)
<b>Associated software</b>	Refer to the selection guide on <a href="#">pages 1/6</a> and <a href="#">1/7</a> for more details
<b>Compatible with displays</b>	All Harmony HMIDM6 displays and Harmony HMIFP6 industrial monitors
<b>Cybersecurity</b>	EcoStructure Secure Connect, Secure password boot, Trellix allowlisting
<b>References</b>	Available as configured-to-order only and can be ordered using the online Product Selector. For more information, see <a href="#">page 5/14</a> .
<b>Pages</b>	5/6

(1) Available in Q4 2024.

# Harmony iPC

## Industrial PC, Edge Box, and Display

### Harmony HMIP6 Modular Box PCs



Harmony HMIP6 Modular Box PCs

#### Presentation

Harmony HMIP6 connects OT (Operational Technology) in the field to IT (Information Technology) for the Industrial Internet of Things. With Node-RED, WiFi, Bluetooth, and Windows operating system running on an Intel Core/Celeron CPU, it is well equipped to wire the Internet of Things.

This range features interface modularity with slot-in design for HDD/SSD, optional interfaces, and optional PCI/PCIe slots for Advanced Box only. The two standard Ethernet ports allow OT and IT communications to be separated if necessary. The secure password boot and TPM encryption module afford a high level of cybersecurity by design.

#### Overview of the offer

##### Harmony HMIP6 Modular Box PC

The Harmony HMIP6 offer comprises Advanced and Standard boxes, each equipped with:

##### ■ Advanced Modular Box PC

- Intel Core/Celeron processor and UHD graphics accelerator
- Operating system: Windows® 10 IoT Enterprise 2019 LTSC (64-bit) or Ubuntu 22.04 LTSC (64-bit) (1)
- Connection ports: USB Type A (2x USB 2.0 and 2x USB 3.0), USB Type C (1x USB 3.0), 1x COM RS-232C, 2x RJ45 Ethernet, 1x Display port
- Expansion slots: 1x PCI + 1x PCIe, 2x PCIe or 2x PCI
- Storage: 1x M.2 SSD SATA, 2x 2.5-inch SATA (HDD/SSD)
- Power supply: 12...24 V  $\overline{\text{---}}$ , 100...240 V  $\sim$
- Default TPM module for encryption

##### ■ Standard Modular Box PC

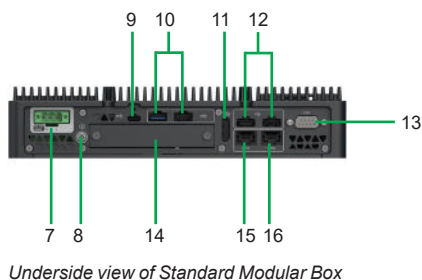
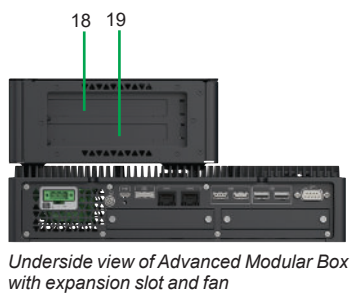
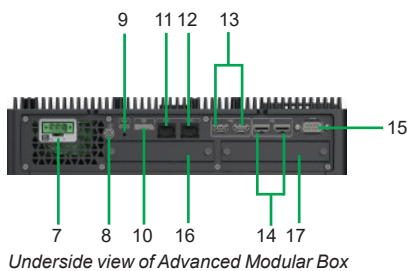

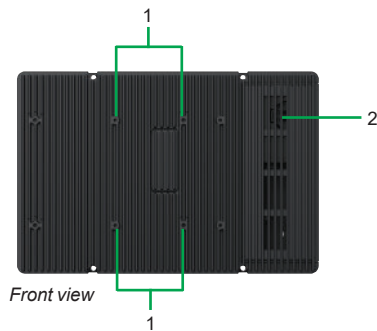
- Intel Core processor and UHD graphics accelerator
- Operating system: Windows® 10 IoT Enterprise 2019 LTSC (64-bit) or Ubuntu 22.04 LTSC (64-bit) (1)
- Connection ports: USB Type A (2x USB 2.0 and 2x USB 3.0), USB Type C (1x USB3.0), 1x COM RS-232C, 2x RJ45 Ethernet, 1x Display port
- Storage: 1x M.2 SSD SATA, 1x 2.5-inch SATA (HDD/SSD)
- Power supply: 12...24 V  $\overline{\text{---}}$ , 100...240 V  $\sim$
- Default TPM module for encryption

##### ■ Atom Box

- Intel Atom 1.3 GHz (2 cores)/2.0G Hz (4 cores), UHD graphics accelerator
- Operating system: Windows® 10 IoT Enterprise 2021 LTSC (64-bit)
- Memory: 4 or 8 GB DDR4 RAM
- Storage: 2x M.2 SSD SATA storage slots and SD card
- Connection ports: USB Type A (2x USB 3.0), USB Type C (1x USB3.0), 2x COM RS-232C/422/485, 2x RJ45 Ethernet, 1x Display port
- 1x interface slot
- Power supply: 12...24 V  $\overline{\text{---}}$ , 100...240 V  $\sim$
- Default TPM module for encryption

HMIP6 Modular Boxes are ordered using the Product Configurator. For more information on the configured-to-order options, see [page 5/14](#).

(1) Configuration with Ubuntu operating system option to be available from Q4 2024.



### Description

#### Harmony HMIP6 Advanced/Standard Modular Box PCs

##### Front view

- 1 Mounting holes for VESA 100 x 100 (1)
- 2 Maintenance hatch

##### Side view

- 3 Power supply button
- 4 Storage access LED
- 5 Power LED
- 6 Security lock slot (2)

##### Underside view of Advanced Modular Box PC

- 7 DC/AC power connector
- 8 PE terminal
- 9 USB 3.0 (Type C)
- 10 Display port
- 11 Ethernet 1 (10/100/1000 Mbps) IEEE1588
- 12 Ethernet 2 (10/100/1000 Mbps) IEEE1588
- 13 USB 3.0 (Type A) (3)
- 14 USB 2.0 (Type A) (3)
- 15 COM port RS-232C (non-isolated)
- 16 Optional interface slot 1
- 17 Optional interface slot 2
- 18 PCI/PCIe card slot 1
- 19 PCI/PCIe card slot 2

##### Underside view of Standard Modular Box PC

- 7 DC/AC power connector
- 8 PE terminal
- 9 USB 3.0 (Type C)
- 10 USB 3.0 (Type A) (3)
- 11 Display port
- 12 USB 2.0 (Type A) (3)
- 13 COM port RS-232C (non-isolated)
- 14 Optional interface slot
- 15 Ethernet 1 (10/100/1000 Mbps) IEEE1588
- 16 Ethernet 2 (10/100/1000 Mbps) IEEE1588


(1) For Advanced Boxes when PCI/PCIe slot is installed, VESA mounting is not possible.

(2) Only Kensington lock supported.

(3) USB storage devices that support USB 3.0 are recommended. Use USB 3.0 port to connect these storage devices.



Front view of Harmony Atom box



Underside view of Harmony Atom box



Side view of Harmony Atom box

## Description

### Harmony Atom Box

#### Front view

- 1 Optional module interface
- 2 SD slot screw
- 3 Status LED
- 4 Storage access LED
- 5 Error LED

#### Underside view

- 6 PE terminal ( $\perp$ )
- 7 DC power connector
- 8 USB 3.1 Gen1 (Type A)
- 9 Ethernet interface (ETH1)
- 10 Ethernet interface (ETH2)
- 11 USB 3.1 Gen1 (Type C)
- 12 Display port
- 13 Serial interface (RS-232C/422/485) (COM1)
- 14 Serial interface (RS-232C/422/485) (COM2)
- 15 Reset button
- 16 Power button

#### Side view

- 17 SD slot cover

### Ready-to-run software for Harmony HMIP6

Harmony HMIP6 PCs are supported by Schneider Electric HMI software. Harmony HMIP6 PCs running EcoStruxure Machine SCADA Expert can be selected from the on-line configurator and delivered as an optimal bundle to improve your business.

For secure remote access, Harmony HMIP6 PCs are supported with EcoStruxure Secure Connect that will have to be installed and activated with subscription.

For more information on the supported software, refer to the following catalogs:  
EcoStruxure Machine SCADA Expert ([DIA5ED2171201EN](#))  
EcoStruxure Secure Connect ([DIA5ED2190101EN](#))

# Harmony iPC

## Industrial PC, Edge Box, and Display

### Harmony HMIP6 Modular Box PCs



HMIP6ADB0NA0DNAN00



HMIP6A7B0NA0DNAN00



HMIP6AAB0NA0DNAN00



HMIP6ABB0NA0DNAN00

#### References

##### Harmony HMIP6 Modular Box PCs

Product type	Processors	Screen	Reference	
Modular box PC + Touch panel screen (Panel PC)	Atom 2 Cores	16:9, 10.1" display, (4096 x 2304 pixels)	<a href="#">HMIP6ADB0NA0DNAN00</a>	
		4:3, 12.1" display, (4096 x 2304 pixels)	<a href="#">HMIP6A6B0NA0DNAN00</a>	
		16:9, 12.1" display, (4096 x 2304 pixels)	<a href="#">HMIP6AEB0NA0DNAN00</a>	
	Atom 4 Cores	Atom 2 Cores	4:3, 15" display, (4096 x 2304 pixels)	<a href="#">HMIP6A7B0NA0DNAN00</a>
			16:9, 15.6" display, (4096 x 2304 pixels)	<a href="#">HMIP6AFB0NA0DNAN00</a>
			16:9, 18.5" display, (4096 x 2304 pixels)	<a href="#">HMIP6AGB0NA0DNAN00</a>
		Atom 4 Cores	16:9, 21.5" display, (4096 x 2304 pixels)	<a href="#">HMIP6AAB0NA0DNAN00</a>
			16:9, 10.1" display, (4096 x 2304 pixels)	<a href="#">HMIP6DDB0NA0WVAN00</a>
			4:3, 12.1" display, (4096 x 2304 pixels)	<a href="#">HMIP6D6B0NA0WVAN00</a>
Modular box PC	Atom 4 Cores	16:9, 12.1" display, (4096 x 2304 pixels)	<a href="#">HMIP6DEB0NA0WVAN00</a>	
		4:3, 15" display, (4096 x 2304 pixels)	<a href="#">HMIP6D7B0NA0WVAN00</a>	
		16:9, 15.6" display, (4096 x 2304 pixels)	<a href="#">HMIP6DFB0NA0WVAN00</a>	
		16:9, 18.5" display, (4096 x 2304 pixels)	<a href="#">HMIP6DGB0NA0WVAN00</a>	
		16:9, 21.5" display, (4096 x 2304 pixels)	<a href="#">HMIP6DAB0NA0WVAN00</a>	
Modular box PC	Atom 2 Cores	NA	<a href="#">HMIP6ABB0NA0DNAN00</a>	
	Atom 4 Cores		<a href="#">HMIP6DBB0NA0WVAN00</a>	

# Harmony iPC

Industrial PC, Edge Box, and Display  
Harmony HMIDM6 Modular Displays

Type of display	Harmony HMIDM6 Modular Displays	
Model	4:3 12" touch screen	4:3 15" touch screen



<b>Display</b>	Type	TFT color LCD flat screen	
	Size	4:3 12.1"	4:3 15.0"
	Resolution	XGA, 1024 x 768 pixels, 16 million colors	
	Degree of protection	IP66F, IP67F, Type 1, Type 4X (NEMA indoor use only), Type 13	
	Surface design	Plastic overlay	
	Touch operation	Resistive analog multi-touch (2 points)	
	Touch mode configuration	Not applicable because of resistive analog touch panel	
	Backlight service life	50,000 hours and more	
<b>Interface</b>	On the front panel	1x USB 2.0 (Type A) with front USB cover	
<b>Supply voltage</b>		From Box PC	
<b>Standards and certifications</b> (when mounted on front panel of Box PC)		All models: CE, RCM, UL 61010-2-201, CSA C22.2 No. 61010-2-201, UL 121201, and CSA C22.2 No. 213 DC models: IECEx/ATEX for use in Zone 2 gas/Zone 22 dust, DetNorske Veritas - Germanischer Lloyd (DNV-GL)	
<b>Power consumption</b>	With Advanced Modular Box	AC model: 156 VA max. DC model: 136 W max.	AC model: 161 VA max. DC model: 141 W max.
	With Standard Modular Box	AC model: 77 VA max DC model: 68 W max.	AC model: 82 VA max DC model: 72 W max.
<b>Mounting</b>	Panel PC (with Box PC)	On front enclosure or VESA 100 x 100 with mounting kit HMIYPVESA●●●●●1 on rear of Box PC	
<b>Dimensions</b>	Overall dimensions (W x H x D)	315 x 241 x 32 mm/ 12.40 x 9.49 x 1.25 in.	397 x 296 x 30 mm/ 15.63 x 11.65 x 1.18 in.
	Cut-out (W x H)	301.5 x 227.5 mm/11.87 x 8.96 in.	383.5 x 282.5 mm/15.1 x 11.12 in.
<b>Temperature</b>	During operation	Conforming to EN/IEC 60068-2-30: 0...60 °C/32...150 °F	
	During storage	Conforming to IEC 61000-4/EN 55011: -30...70 °C/-22...158 °F	
<b>Compatible with boxes</b>		All Standard and Advanced HMIP6 Modular Box PCs	
<b>References</b>		<b>HMIDM6600TM</b>	<b>HMIDM6700TM</b>
<b>Pages</b>		5/13	

(1) W10" HMIDM6500WC is compatible with Standard HMIP6 Modular Box only.

Harmony HMIDM6 Modular Displays				
W10" touch screen	W12" touch screen	W15" touch screen	W19" touch screen	W22" touch screen



<b>Display</b>	TFT color LCD flat screen				
	W10.1"	W12.1"	W15.6"	W18.5"	W21.5"
	WXGA, 1280 x 800 pixels, 16 million colors		FWXGA, 1366 x 768 pixels, 16 million colors	FHD, 1920 x 1080 pixels, 16 million colors	
	IP66F, IP67F, Type 1, Type 4X (NEMA indoor use only), Type 13				
	Glass-top				
	Projective capacitive multi-touch (2 points) with optimized noise filter				
	Yes (standard mode, glove mode, water detection mode)				
	50,000 hours and more				
<b>Interface</b>	-				
<b>Supply voltage</b>	From Box PC				
<b>Standards and certifications</b> (when mounted on front panel of Box PC)	All models: CE, RCM, UL 61010-2-201, CSA C22.2 No. 61010-2-201, UL 121201, and CSA C22.2 No. 213 DC models: IECEx/ATEX for use in Zone 2 gas/Zone 22 dust, DetNorske Veritas - Germanischer Lloyd (DNV-GL)				
<b>Power consumption</b>	-	AC model: 158 VA max. DC model: 138 W max.	AC model: 159 VA max. DC model: 139 W max.	AC model: 170 VA max. DC model: 150 W max.	AC model: 173 VA max. DC model: 153 W max.
	AC model: 74 VA max. DC model: 65 W max.	AC model: 79 VA max. DC model: 69 W max.	AC model: 80 VA max. DC model: 70 W max.	AC model: 92 VA max. DC model: 82 W max.	AC model: 95 VA max. DC model: 85 W max.
<b>Mounting</b>	On front enclosure or VESA 100 x 100 with mounting kit HMIYPVESA●●●●●1 on rear of Box PC				
<b>Dimensions</b>	268.5 x 198.5 x 30 mm/ 10.57 x 7.81 x 1.18 in.	308.5 x 230.5 x 30 mm/ 12.15 x 9.07 x 1.18 in.	408 x 264 x 30 mm/ 16.06 x 10.39 x 1.18 in.	463.6 x 293.6 x 32 mm/ 18.25 x 11.55 x 1.25 in.	532.6 x 330.6 x 32 mm/ 20.97 x 13.02 x 1.25 in.
	255 x 185 mm/ 10.04 x 7.28 in.	295 x 217 mm/ 11.61 x 8.54 in.	394 x 250 mm/ 15.51 x 9.84 in.	449.5 x 279.5 mm/ 17.7 x 11.0 in.	518.5 x 316.5 mm/ 20.41 x 12.46 in.
<b>Temperature</b>	Conforming to EN/IEC 60068-2-30: 0...50 °C/32...122 °F				
	Conforming to IEC 61000-4/EN 55011: -30...70 °C/-22...158 °F				
<b>Compatible with boxes</b>	All Standard and Advanced HMIP6 Modular Box PCs (1)				
<b>References</b>	<b>HMIDM6500WC</b>	<b>HMIDM6600WC</b>	<b>HMIDM6700WC</b>	<b>HMIDM6800WC</b>	<b>HMIDM6900WC</b>
<b>Pages</b>	5/13				

(1) W10" HMIDM6500WC is compatible with Standard HMIP6 Modular Box only.





Harmony HMIDM6 Modular Displays

## Presentation

Harmony HMIDM6 Modular Displays are monitors designed to be easily integrated with HMIP6 Advanced and Standard Modular Box PCs. In addition to offering multiple options, the modularity feature reduces maintenance as the display can be independently replaced without changing the complete model.

The Harmony HMIDM6 screens are certified for:

- All models: CE, RCM, UL 61010-2-201, CSA C22.2 No. 61010-2-201, UL 121201, and CSA C22.2 No. 213
- DC models: IECEx/ATEX for use in Zone 2 gas/Zone 22 dust, DetNorske Veritas - Germanischer Lloyd (DNV-GL)

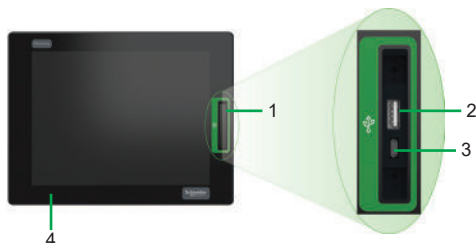
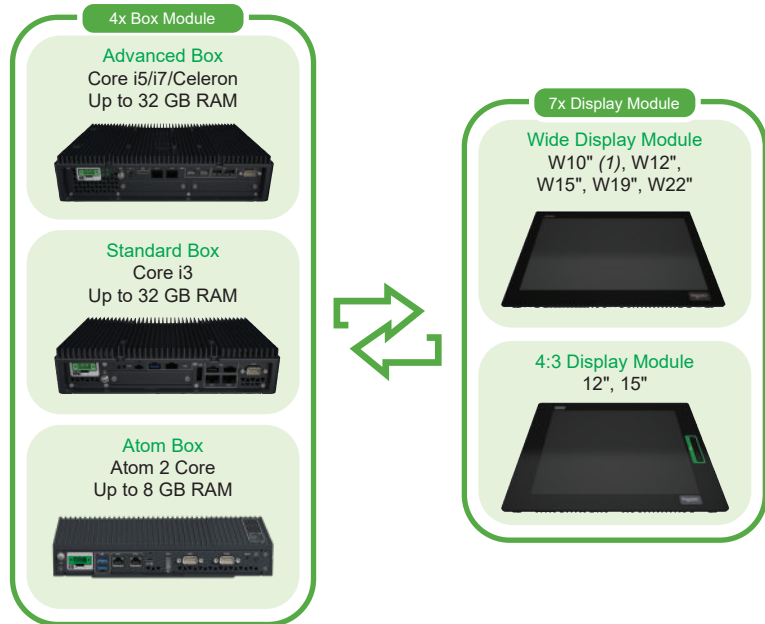
## Overview of the offer

Harmony HMIDM6 Modular Displays are available in 4:3 and Wide versions each equipped with:

- **4:3 Modular Display**
  - 12.1" and 15.0" (XGA) color LCD multi-touch (2 points) analog resistive screen, 1x USB 2.0 (Type A) with front USB cover
- **Wide Modular Display**
  - 10.1" and 12.1" (WXGA), 15.6" (FWXGA), 18.5", and 21.5" (FHD) color LCD multi-touch (2 points) projected capacitive screens

## Architecture

Harmony HMIDM6 Modular Displays are compatible and easily mountable with all HMIP6 Modular Boxes. This modularity provides a wide choice, fast delivery, and ease of screen replacement.



4:3 HMIDM6 front view



Wide HMIDM6 front view

## Description

- 1 Front USB cover
- 2 USB 2.0 (Type A) (2)
- 3 USB 2.0 Micro-B (3)
- 4 Multi-color status LED (green and orange) indicating the mode

(1) W10" HMIDM6500WC is compatible with Standard HMIP6 Modular Box only.  
(2) By default, the front USB is disabled.  
(3) This interface is not usable.

PG\_CP20359



HMIDM6700TM

PG\_CP20061



HMIDM6800WC

PG\_CP21181



HMIDM6900WC

## References

### Harmony HMIDM6 Modular Displays

Description	Screen	Interface	Reference	Weight kg/lb
12" TFT LCD display flat screen	4:3 12.1", XGA (1024 x 768 pixels)	Multi-touch (2 points) analog resistive	<a href="#">HMIDM6600TM</a>	2.40/5.30
15" TFT LCD display flat screen	4:3 15.0", XGA (1024 x 768 pixels)		<a href="#">HMIDM6700TM</a>	3.70/8.16
W10" TFT LCD display flat screen	10.1" W, WXGA (1280 x 800 pixels)	Multi-touch (2 points) projected capacitive	<a href="#">HMIDM6500WC</a>	2.00/4.41
W12" TFT LCD display flat screen	12.1" W, WXGA (1280 x 800 pixels)		<a href="#">HMIDM6600WC</a>	2.60/5.73
W15" TFT LCD display flat screen	15.6" W, FWXGA (1366 x 768 pixels)		<a href="#">HMIDM6700WC</a>	4.00/8.82
W19" TFT LCD display flat screen	18.5" W, FHD (1920 x 1080 pixels)		<a href="#">HMIDM6800WC</a>	4.90/10.80
W22" TFT LCD display flat screen	21.5" W, FHD (1920 x 1080 pixels)		<a href="#">HMIDM6900WC</a>	6.50/14.33

# Harmony iPC

## Industrial PC, Edge Box, and Display

### Harmony HMIP6 Modular Box PCs and HMIDM6 Modular Displays

#### Online Product Configurator



[How to select the Industrial PC and build a Plant Architecture](#)  
Click to view the video (5 min 32 sec)

### Presentation

The Harmony P6 Product Configurator is an online software tool embedded in the Schneider Electric website to help configure the right product and accessories from the extensive line-up and associated software. With this online configurator, Harmony P6 offers a smooth journey of reduced design time and multiple possibilities. This tool simplifies and expedites the ordering process via e-mail to our Customer Care Center. The final output from the configurator is an alphanumeric product code representing the configured Harmony P6 to obtain the price and place your order.

The Product Configurator offers the following benefits:

- Easy access: No login, direct access on Schneider Electric website
- Compatibilities between core product and accessories are constantly tested
- Simplified reordering, remote help, and servicing for the same product using the configurator product code

### Description

#### Online Product Configurator

The following steps explain how to build and generate the HMIP6 configured product code in the online Product Configurator:

- 1 Navigate to the Harmony P6 range page on [www.se.com/hmiipc](http://www.se.com/hmiipc).
- 2 Click on "Product Configurator" and choose the CPUs, displays, power supplies, storage options, memories, optional interfaces, expansion slots, operating system, and associated software based on your requirement.
- 3 An alphanumeric product code representing the complete component selection list is automatically generated. This will be your configured product code for all future communications.



- A** Configuration area    **B** Components list    **C** Configured product code

If you have built your Harmony P6 configuration with the Product Configurator:

- 4 Click on "Add to Cart" to add the configured product to the "My Products" page.
- 5 Navigate to the "My Products" cart page and download the Configuration XML file and Product List PDF.
- 6 Please email the downloaded files to our Customer Care Center and specify the Schneider Electric commercial reference part number GCR\_HMIP6.

If you cannot access the Harmony P6 Product Configurator:

- 7 Please contact our Customer Care Center and state the Schneider Electric commercial reference part number GCR\_HMIP6.
- 8 Configure your Harmony P6 and get the quote with the support of our Customer Care Center.
- 9 Confirm your order.

**Note:** All selections are preferably to be made in the Product Configurator. If you have difficulty accessing or using the Product Configurator, contact the Schneider Electric Customer Care Center or your Schneider Electric sales representative for more information about HMIP6 ordering.

# Harmony iPC

## Industrial PC, Edge Box, and Display

### Harmony HMIP6 Modular Box PCs and HMIDM6 Modular Displays

#### Online Product Configurator

My solution  
Harmony P6

Parts 9

- HMIP6MPETHCTO**  
 Ethernet interface module, Harmony P6, Ex...  
x1
- HMIP6DM8CTO**  
 Memory SO-DIMM, Harmony P6, 8GB for c...  
x2
- HMIDM6800WCCTO**  
 Display for 19"W, Harmony P6, 1920 x 108...  
x1
- HMIP6M2128LCTO**  
 Internal drive, Harmony P6, M.2 SSD, 128G...  
x1
- HMIP6PUDCACTO**  
 Internal 24VDC power supply for advanced ...  
x1
- HMIVXLRT64KLV80**  
 Runtime license, EcoStruxure Machine SCA...  
x1
- HMIP6OSW107CTO**  
 software, Harmony P6, Operating system, ...  
x1
- HMIP67BCTO**  
 Modular box PC, Harmony P6, advanced Int...  
x1

Product code

HMIP67GD0N10AE7L00

9 Items
Add to Cart

Save
 Load
 Export

#### Description (continued)

##### Example Harmony P6 product code

The Schneider Electric commercial reference number for Harmony P6 is GCR\_HMIP6. Here is an example of the configurator product code that is generated by selecting the following options in the Product Configurator tool:

Configured product code **HMIP67GD0N10AE7L00**

- Processor: Core i7
- Display: W19"
- Power supply: 24 VDC
- Slots: 0
- Main storage: M.2 SSD 128 GB (Std Endurance)
- Secondary storage: None
- FAN: None
- Memory capacity: 16 GB
- Option: Ethernet
- Operating system: Win10 (Core i7)
- Software package: Machine SCADA Expert RT 64K

# Harmony iPC

## Industrial PC, Edge Box, and Display

### Harmony HMIP6 Modular Box PCs and HMIDM6 Modular Displays

#### Configured-to-order options

#### Configured-to-order options for Harmony HMIP6 Modular Box and HMIDM6 Modular Displays

Option	Description
Processor type	Intel Core™ i7-8665UE, up to 4.4 GHz for Advanced Modular Box
	Intel Core™ i5-8365UE, up to 4.1 GHz for Advanced Modular Box
	Intel Celeron® 4305UE, up to 2.0 GHz for Advanced Modular Box
	Intel Core™ i3-8145UE, up to 3.9 GHz for Standard Modular Box
	Intel Atom® x6425E, up to 3.0 GHz for Basic Modular Box
	Intel Atom® x6211E, up to 3.0 GHz for Basic Modular Box
Modular Displays	None
	Harmony HMIP6 Modular Display 4:3 12"/4:3 15"- XGA
	Harmony HMIP6 Modular Display W10"/W12"- WXGA
	Harmony HMIP6 Modular Display W15"- FWXGA
	Harmony HMIP6 Modular Display W19"/W22"- FHD
Memory capacity	4 GB for Celeron/Atom x6211E
	8 GB
	16 GB for Core i7/i5/i3
	32 GB for Core i7/i5/i3
Power supply	12...24 VDC
	100...240 VAC for Advanced/Standard Modular Box
Operating system	None
	Windows® 10 IoT Enterprise 2019 LTSC (64-bit)
	Windows® 10 IoT Enterprise 2019 LTSC (64-bit) for Advanced/Standard Modular Box
	Windows® 10 IoT Enterprise 2021 LTSC (64-bit) for Basic Modular Box
	Ubuntu 22.04 LTSC (64-bit) (except for Basic Modular Box) (1)
Main storage device for operating system	None for Advanced/Standard Modular Box
	1x M.2 SSD SATA (128 GB/256 GB/512 GB) for Advanced/Standard Modular Box
	2x 2.5-inch HDD (1 TB) or SSD (128 GB/256 GB/512 GB) for Advanced Modular Box
	1x 2.5-inch HDD (1 TB) or SSD (128 GB/256 GB/512 GB) for Standard Modular Box
	1x M.2 SSD SATA (128 GB) and 1x M.2 SSD SATA (128 GB/256 GB/512 GB) for Basic Modular Box
	1x SD card slot for Basic Modular Box
Optional interfaces	None
	2x RS-422/485 isolated
	2x RS-232 isolated
	4x RS-232C isolated for Advanced Modular Box
	WiFi/Bluetooth
	1x Ethernet (GbE IEEE 1588)
	Audio with Mic-IN, Line-IN, and Line-OUT for Advanced/Standard Modular Box
	EtherCAT for Advanced/Standard Modular Box
	16x DI/8x DO for Advanced/Standard Modular Box
	4G cellular with antenna for US for Advanced/Standard Modular Box
	4G cellular with antenna for EU/Asia/Japan for Advanced/Standard Modular Box
	4G cellular with antenna for US/EU/Asia/Japan for Basic Modular Box
PCI slot configuration	None
	1x PCI + 1x PCIe for Advanced Modular Box
	2x PCIe for Advanced Modular Box
	2x PCI for Advanced Modular Box
Software bundle	None
	EcoStruxure Operator Terminal Expert Runtime license
	EcoStruxure Machine SCADA Expert 1,500 tags Runtime license
	EcoStruxure Machine SCADA Expert 4,000 tags Runtime license
	EcoStruxure Machine SCADA Expert 32,000 tags Runtime license
	EcoStruxure Machine SCADA Expert 64,000 tags Runtime license
	AVEVA System Platform installer

5

# Harmony iPC

## Industrial PC, Edge Box, and Display

### Harmony HMIP6 Modular Box PCs and HMIDM6 Modular Displays

#### Substitution table

Current Harmony iPC		Replaced by Harmony iPC		Compatibility
Description	Reference	Description	Reference	
<b>Harmony iPC Modular Display</b>		<b>Harmony DM6 Modular Display</b>		<b>Panel cut-out</b>
19" Wide (FWXGA)	<a href="#">HMIDM9521</a>	19" Wide (Full HD)	<a href="#">HMIDM6800WC</a>	Yes with adapter (HMIZPAT8W1)
15" Wide (FWXGA)	<a href="#">HMIDM7521</a>	15" Wide (FWXGA)	<a href="#">HMIDM6700WC</a>	Yes with adapter (HMIZPAT7W1)
15" Wide (XGA)	<a href="#">HMIDM7421</a>	15" Wide (XGA)	<a href="#">HMIDM6700TM</a>	Yes
12.1" Wide (XGA)	<a href="#">HMIDM6421</a>	12.1" Wide (XGA)	<a href="#">HMIDM6600TM</a>	Yes
12" Wide (WXGA)	<a href="#">HMIDM6521</a>	12" Wide (WXGA)	<a href="#">HMIDM6600WC</a>	Yes with adapter (HMIZPAT6W1)
22" Wide (Full HD)	<a href="#">HMIDMA521</a>	22" Wide (Full HD)	<a href="#">HMIDM6900WC</a>	Yes with adapter (HMIZPAT9W1)

Current Harmony iPC		Replaced by Harmony iPC	
Description	References	Description	References
<b>Harmony iPC Modular Box PC</b>		<b>Harmony HMIP6 Modular Box PC</b>	
Core i7, 8 GB RAM	<a href="#">HMIBMP0174D2001</a>	Core i7, 8 GB RAM	<a href="#">HMIP67BD0N008NNN00</a>
Core i7, 16 GB RAM	<a href="#">HMIBMP0174D200A</a>	Core i7, 16 GB RAM	<a href="#">HMIP67BD0N00ANNN00</a>
Core i7, 8 GB RAM	<a href="#">HMIBMP0174D4001</a>	Core i7, 8 GB RAM	<a href="#">HMIP67BDMN008NNN00</a>
Core i7, 16 GB RAM	<a href="#">HMIBMP0174D400A</a>	Core i7, 16 GB RAM	<a href="#">HMIP67BDMN00ANNN00</a>
Core i7, 16 GB RAM	<a href="#">HMIBMP0174DE00A</a>	Core i7, 16 GB RAM	<a href="#">HMIP67BDEN008NNN00</a>
Core i7, 8 GB RAM, 500 GB HDD, Windows 10	<a href="#">HMIBMPHI74D2801</a>	Core i7, 8 GB RAM, 512 GB M.2, Windows 10	<a href="#">HMIP67BD0N408N7N00</a>
Core i7, 8 GB RAM, 500 GB HDD, Windows 10	<a href="#">HMIBMPHI74D4801</a>	Core i7, 8 GB RAM, 512 GB M.2, Windows 10	<a href="#">HMIP67BDMN408N7N00</a>
Core i7, 8 GB RAM, 128 GB SSD, Windows 10	<a href="#">HMIBMPSI74D2801</a>	Core i7, 8 GB RAM, 128 GB M.2, Windows 10	<a href="#">HMIP67BD0N108N7N00</a>
Core i7, 8 GB RAM, 128 GB SSD, Windows 10	<a href="#">HMIBMPSI74D4801</a>	Core i7, 8 GB RAM, 128 GB M.2, Windows 10	<a href="#">HMIP67BD0N108N7N00</a>
Core i7, 16 GB RAM	<a href="#">HMIBMP0174DI00A</a>	Core i7, 16 GB RAM	<a href="#">HMIP67BDPN00ANNN00</a>
Celeron, 4 GB RAM	<a href="#">HMIBMU0I29D2001</a>	Celeron, 4 GB RAM	<a href="#">HMIP6CBD0N004NNN00</a>
Celeron, 8 GB RAM	<a href="#">HMIBMU0I29D200A</a>	Celeron, 8 GB RAM	<a href="#">HMIP6CBD0N008NNN00</a>
Celeron, 4 GB RAM	<a href="#">HMIBMU0I29D4001</a>	Celeron, 4 GB RAM	<a href="#">HMIP6CBDMN004NNN00</a>
Celeron, 8 GB RAM	<a href="#">HMIBMU0I29D400A</a>	Celeron, 8 GB RAM	<a href="#">HMIP6CBDMN008NNN00</a>
Celeron, 8 GB RAM	<a href="#">HMIBMU0I29DE00A</a>	Celeron, 8 GB RAM	<a href="#">HMIP6CBDEN008NNN00</a>
Celeron, 8 GB RAM	<a href="#">HMIBMU0I29DI00A</a>	Celeron, 8 GB RAM	<a href="#">HMIP6CBDPN008NNN00</a>
Celeron, 4 GB RAM, 32 GB CFast, WES 7 64-bit	<a href="#">HMIBMU0I29D2W01</a>	Celeron, 4 GB RAM, 128 GB M.2, Windows 10	<a href="#">HMIP6CBD0N104NCN00</a>
Celeron, 4 GB RAM, 32 GB CFast, WES 7 64-bit	<a href="#">HMIBMU0I29D4W01</a>	Celeron, 4 GB RAM, 128 GB M.2, Windows 10	<a href="#">HMIP6CBDMN104NCN00</a>
Celeron, 4 GB RAM, 500 GB HDD, Windows 10	<a href="#">HMIBMUHI29D2801</a>	Celeron, 4 GB RAM, 512 GB M.2, Windows 10	<a href="#">HMIP6CBD0N404NCN00</a>
Celeron, 4 GB RAM, 500 GB HDD, Windows 10	<a href="#">HMIBMUHI29D4801</a>	Celeron, 4 GB RAM, 512 GB M.2, Windows 10	<a href="#">HMIP6CBDMN404NCN00</a>
Celeron, 4 GB RAM, 128 GB SSD, Windows 10	<a href="#">HMIBMUSI29D2801</a>	Celeron, 4 GB RAM, 128 GB M.2, Windows 10	<a href="#">HMIP6CBD0N104NCN00</a>
Celeron, 4 GB RAM, 128 GB SSD, Windows 10	<a href="#">HMIBMUSI29D4801</a>	Celeron, 4 GB RAM, 128 GB M.2, Windows 10	<a href="#">HMIP6CBDMN104NCN00</a>
IloT Edge 4 GB M.2 DC Windows TPM	<a href="#">HMIBMIEA5DD1E01</a>	Atom 2 Cores, 4 GB RAM, 128 GB M.2, Windows 10	<a href="#">HMIP6ABB0NA0DNAN00</a>
IloT eMMC DC Windows	<a href="#">HMIBMIEA5DD1101</a>	Atom 2 Cores, 4 GB RAM, 128 GB M.2, Windows 10	<a href="#">HMIP6ABB0NA0DNAN00</a>
IloT eMMC DC Windows	<a href="#">HMIBMIEA5DD110L</a>	Atom 2 Cores, 4 GB RAM, 128 GB M.2, Windows 10	<a href="#">HMIP6ABB0NA0DNAN00</a>
Box Atom Basic DC 4 GB, eMMC 64 GB	<a href="#">HMIBMIEA5DD1001</a>	Atom 2 Cores, 4 GB RAM, 128 GB M.2	<a href="#">HMIP6ABB0NA0DNAN00</a>
Box Atom Basic DC 4 GB, eMMC 128 GB	<a href="#">HMIBMIEA5DD100A</a>	Atom 2 Cores, 4 GB RAM, 128 GB M.2	<a href="#">HMIP6ABB0NA0DNAN00</a>
IloT Edge 4 GB M.2 DC Windows TPM	<a href="#">HMIBMOMA5DD1E01</a>	Atom 2 Cores, 4 GB RAM, 128 GB M.2, Windows 10	<a href="#">HMIP6ABB0NA0DNAN00</a>
Optimized DC 4 GB M.2 DC Windows	<a href="#">HMIBMOMA5DD1101</a>	Atom 2 Cores, 4 GB RAM, 128 GB M.2, Windows 10	<a href="#">HMIP6ABB0NA0DNAN00</a>
Box Atom Optim DC 4 GB	<a href="#">HMIBMO0A5DD1001</a>	Atom 2 Cores, 4 GB RAM, 128 GB M.2, Windows 10	<a href="#">HMIP6ABB0NA0DNAN00</a>
Optimized DC 4 GB M.2 DC Windows	<a href="#">HMIBMOMA5DDF10L</a>	Atom 2 Cores, 4 GB RAM, 128 GB M.2, Windows 10	<a href="#">HMIP6ABB0NA0DNAN00</a>
Box Atom Optimized DC 4 GB Expandable	<a href="#">HMIBMO0A5DDF101</a>	Atom 2 Cores, 4 GB RAM, 128 GB M.2, Windows 10	<a href="#">HMIP6ABB0NA0DNAN00</a>
Box Atom Optimized DC 8 GB Expandable	<a href="#">HMIBMO0A5DDF10A</a>	Atom 2 Cores, 8 GB RAM, 128 GB M.2	<a href="#">HMIP6BBB0NA0WNNN00</a>



# Harmony iPC

## Industrial PC, Edge Box, and Display

### Harmony HMIP6 Modular Box PCs and HMIDM6 Modular Displays

#### Substitution table

Current Harmony iPC		Replaced by Harmony iPC	
Description	References	Description	References
<b>Harmony iPC Panel PC</b>		<b>Harmony HMIP6 Panel PC</b>	
Core i3, 8 GB RAM, W15" display	<a href="#">HMIPSP0752D1001</a>	Core i3, 8 GB RAM, W15" display	<a href="#">HMIP63F10N008NNN00</a> <a href="#">HMIZPAT7W1</a>
Core i3, 8 GB RAM, W19" display	<a href="#">HMIPSP0952D1001</a>	Core i3, 8 GB RAM, W19" display	<a href="#">HMIP63G10N808NNN00</a> <a href="#">HMIZPAT8W1</a>
Core i3, 8 GB RAM, 32 GB CFAST, WES 7 64-bit, W15" display	<a href="#">HMIPSPC752D1W01</a>	Core i3, 8 GB RAM, 128 GB M.2, Windows 10, W15" display	<a href="#">HMIP63F10N108N3N00</a> <a href="#">HMIZPAT7W1</a>
Core i3, 8 GB RAM, 32 GB CFAST, WES 7 64-bit, W19" display	<a href="#">HMIPSPC952D1W01</a>	Core i3, 8 GB RAM, 128 GB M.2, Windows 10, W19" display	<a href="#">HMIP63G10N108N3N00</a> <a href="#">HMIZPAT8W1</a>
Core i3, 8 GB RAM, 500 GB HDD, Windows 7, W15" display	<a href="#">HMIPSPH752D1701</a>	Core i3, 8 GB RAM, 512 GB M.2, Windows 10, W15" display	<a href="#">HMIP63F10N408N3N00</a> <a href="#">HMIZPAT7W1</a>
Core i3, 8 GB RAM, 500 GB HDD, Windows 10, W15" display	<a href="#">HMIPSPH752D1801</a>	Core i3, 8 GB RAM, 512 GB M.2, Windows 10, W15" display	<a href="#">HMIP63F10N408N3N00</a> <a href="#">HMIZPAT7W1</a>
Core i3, 8 GB RAM, 500 GB HDD, Windows 7, W19" display	<a href="#">HMIPSPH952D1701</a>	Core i3, 8 GB RAM, 512 GB M.2, Windows 10, W19" display	<a href="#">HMIP63G10N408N3N00</a> <a href="#">HMIZPAT8W1</a>
Core i3, 8 GB RAM, 500 GB HDD, Windows 10, W19" display	<a href="#">HMIPSPH952D1801</a>	Core i3, 8 GB RAM, 512 GB M.2, Windows 10, W19" display	<a href="#">HMIP63G10N408N3N00</a> <a href="#">HMIZPAT8W1</a>
Core i3, 8 GB RAM, 128 GB SSD, Windows 7, W15" display	<a href="#">HMIPSPS752D1701</a>	Core i3, 8 GB RAM, 128 GB M.2, Windows 10, W15" display	<a href="#">HMIP63F10N108N3N00</a> <a href="#">HMIZPAT7W1</a>
Core i3, 8 GB RAM, 128 GB SSD, Windows 10, W15" display	<a href="#">HMIPSPS752D170L</a>	Core i3, 8 GB RAM, 128 GB M.2, Windows 10, W15" display	<a href="#">HMIP63F10N108N3N00</a> <a href="#">HMIZPAT7W1</a>
Core i3, 8 GB RAM, 128 GB SSD, Windows 10, W15" display	<a href="#">HMIPSPS752D1801</a>	Core i3, 8 GB RAM, 128 GB M.2, Windows 10, W15" display	<a href="#">HMIP63F10N108N3N00</a> <a href="#">HMIZPAT7W1</a>
Core i3, 8 GB RAM, 256 GB SSD, Windows 10, W15" display	<a href="#">HMIPSPS752D180L</a>	Core i3, 8 GB RAM, 256 GB M.2, Windows 10, W15" display	<a href="#">HMIP63F10N308N3N00</a> <a href="#">HMIZPAT7W1</a>
Core i3, 8 GB RAM, 128 GB SSD, Windows 7, W19" display	<a href="#">HMIPSPS952D1701</a>	Core i3, 8 GB RAM, 128 GB M.2, Windows 10, W19" display	<a href="#">HMIP63G10N108N3N00</a> <a href="#">HMIZPAT8W1</a>
Core i3, 8 GB RAM, 128 GB SSD, Windows 7, W19" display	<a href="#">HMIPSPS952D170L</a>	Core i3, 8 GB RAM, 128 GB M.2, Windows 10, W19" display	<a href="#">HMIP63G10N108N3N00</a> <a href="#">HMIZPAT8W1</a>
Core i3, 8 GB RAM, 128 GB SSD, Windows 10, W19" display	<a href="#">HMIPSPS952D1801</a>	Core i3, 8 GB RAM, 128 GB M.2, Windows 10, W19" display	<a href="#">HMIP63G10N108N3N00</a> <a href="#">HMIZPAT8W1</a>
Core i3, 8 GB RAM, 256 GB SSD, Windows 10, W19" display	<a href="#">HMIPSPS952D180L</a>	Core i3, 8 GB RAM, 256 GB M.2, Windows 10, W19" display	<a href="#">HMIP63G10N308N3N00</a> <a href="#">HMIZPAT8W1</a>
Slim PC Atom W10"	<a href="#">HMIPSO0552D1001</a>	Atom 2 Cores, 4 GB RAM, 128 GB M.2, Windows 10, W10" display	<a href="#">HMIP6ADB0NA00DNAN00</a> <a href="#">HMIZPAT5W1</a>
Slim PC Atom W15"	<a href="#">HMIPSO0752D1001</a>	Atom 2 Cores, 4 GB RAM, 128 GB M.2, Windows 10, W15" display	<a href="#">HMIP6AFB0NA00DNAN00</a> <a href="#">HMIZPAT7W1</a>
Slim PC Atom W10" HDD Windows 10	<a href="#">HMIPSOH552D1801</a>	Atom 2 Cores, 4 GB RAM, 128 GB M.2, Windows 10, W10" display	<a href="#">HMIP6ADB0NA00DNAN00</a> <a href="#">HMIZPAT5W1</a>
Slim PC Atom W10" SSD Windows 10	<a href="#">HMIPSO552D1801</a>	Atom 2 Cores, 4 GB RAM, 128 GB M.2, Windows 10, W10" display	<a href="#">HMIP6ADB0NA00DNAN00</a> <a href="#">HMIZPAT5W1</a>
Slim PC Atom W10" CFAST WES	<a href="#">HMIPSOC552D1W01</a>	Atom 2 Cores, 4 GB RAM, 128 GB M.2, Windows 10, W10" display	<a href="#">HMIP6ADB0NA00DNAN00</a> <a href="#">HMIZPAT5W1</a>
Slim PC Atom W15" HDD Windows 10	<a href="#">HMIPSOH752D1801</a>	Atom 2 Cores, 4 GB RAM, 128 GB M.2, Windows 10, W15" display	<a href="#">HMIP6AFB0NA00DNAN00</a> <a href="#">HMIZPAT7W1</a>
Slim PC Atom W15" SSD Windows 10	<a href="#">HMIPSO5752D1801</a>	Atom 2 Cores, 4 GB RAM, 128 GB M.2, Windows 10, W15" display	<a href="#">HMIP6AFB0NA00DNAN00</a> <a href="#">HMIZPAT7W1</a>
Slim PC Atom W15" CFAST WES	<a href="#">HMIPSOC752D1W01</a>	Atom 2 Cores, 4 GB RAM, 128 GB M.2, Windows 10, W15" display	<a href="#">HMIP6AFB0NA00DNAN00</a> <a href="#">HMIZPAT7W1</a>
Modular Panel W12"	<a href="#">HMIDM6421</a>	Modular Panel W12"	<a href="#">HMIDM6600TM</a>
Modular Panel W15"	<a href="#">HMIDM7421</a>	Modular Panel W15"	<a href="#">HMIDM6700TM</a>
Modular Panel W12"	<a href="#">HMIDM6521</a>	Modular Panel W12"	<a href="#">HMIDM6600WC</a> <a href="#">HMIZPAT6W1</a>
Modular Panel W15"	<a href="#">HMIDM7521</a>	Modular Panel W15"	<a href="#">HMIDM6700WC</a> <a href="#">HMIZPAT7W1</a>
Modular Panel W19"	<a href="#">HMIDM9521</a>	Modular Panel W19"	<a href="#">HMIDM6800WC</a> <a href="#">HMIZPAT8W1</a>
Modular Panel W22"	<a href="#">HMIDMA521</a>	Modular Panel W22"	<a href="#">HMIDM6900WC</a> <a href="#">HMIZPAT9W1</a>

# Harmony iPC

## Industrial PC, Edge Box, and Display

### Harmony HMIP6 Modular Box PCs and HMIDM6 Modular Displays

#### Accessories

PG\_OP20178



HMIYP6MPR23P2

PG\_OP21202



HMIYP6MPETH

PG\_OP21201



HMIYP6MPECAT

PG\_OP21200



HMIYP6MPAU

PG\_OP21199



HMIYP6MP4GE

PG\_ATOM.COM\_Default



HMIYP6M2R23P2

### Accessories

Interfaces					
Description	Details	Compatible with	Reference	Weight kg/lb	
2x RS-232C isolated	2x RS-232C isolated dedicated interface options	HMIP6 Advanced and Standard Modular Boxes	<a href="#">HMIYP6MPR23P2</a>	0.30/0.66	
4x RS-232C	4x RS-232C dedicated interface options		<a href="#">HMIYP6MPR23P4</a>	0.30/0.66	
2x RS422/485 isolated	2x RS-485(422) isolated dedicated interface options		<a href="#">HMIYP6MPR42P2</a>	0.30/0.66	
WiFi/Bluetooth with antennas	WiFi/Bluetooth with antenna dedicated interface option		<a href="#">HMIYP6MPWF</a>	0.30/0.66	
16DI/8DO interface	16x digital inputs, 8x digital outputs with terminal unit dedicated interface option		<a href="#">HMIYP6MPX16Y8</a>	0.30/0.66	
1x Ethernet interface (GbE IEEE1588)	Ethernet dedicated interface option		<a href="#">HMIYP6MPETH</a>	0.30/0.66	
EtherCAT interface (Primary)	EtherCAT (Primary) dedicated interface option		<a href="#">HMIYP6MPECAT</a>	0.30/0.66	
Audio interface (Mic-IN, Line-IN, Line-OUT)	Audio with Mic-IN, Line-IN, and Line-OUT dedicated interface option		<a href="#">HMIYP6MPAU</a>	0.30/0.66	
4G interface for US	4G with antenna dedicated interface option for US		<a href="#">HMIYP6MP4GU</a>	0.30/0.66	
4G interface for EU/Asia/Japan	4G with antenna dedicated interface option for EU, Asia, and Japan		<a href="#">HMIYP6MP4GE</a>	0.30/0.66	
2x RS-232C isolated	2x RS-232C isolated dedicated interface options	HMIP6 Basic Modular Boxes	<a href="#">HMIYP6M2R23P2</a>	0.15/0.33	
2x RS422/485 isolated	2x RS-485(422) isolated dedicated interface options		<a href="#">HMIYP6M2R42P2</a>	0.15/0.33	
1x Ethernet interface (GbE IEEE1588)	Ethernet dedicated interface option		<a href="#">HMIYP6M2ETH</a>	0.14/0.30	
4G interface for US/EU/Asia/Japan	4G with antenna dedicated interface option for US, EU, Asia, and Japan		<a href="#">HMIYP6M24GW</a>	0.20/0.44	
WiFi/Bluetooth with antennas	WiFi/Bluetooth with antenna dedicated interface option		<a href="#">HMIYP6M2WF</a>	0.18/0.39	

**Note:** The accessories may be changed or discontinued without notice. Please check our website [www.se.com](http://www.se.com) for the latest information.

# Harmony iPC

## Industrial PC, Edge Box, and Display

### Harmony HMIP6 Modular Box PCs and HMIDM6 Modular Displays

#### Accessories

Accessories (continued)					
Description	Details	Compatible with	Reference	Weight kg/lb	
<b>Memory</b>					
DIMM 4 GB	4 GB, 260-pin SO-DIMM, DDR4-2400	HMIP6 Advanced, Standard and Basic Modular Boxes	<a href="#">HMIYP6DM4</a>	0.14/0.30	
DIMM 8 GB	8 GB, 260-pin SO-DIMM, DDR4-2400		<a href="#">HMIYP6DM8</a>	0.14/0.30	
DIMM 16 GB	16 GB, 260-pin SO-DIMM, DDR4-2400		<a href="#">HMIYP6DM16</a>	0.14/0.30	
<b>Cables</b>					
WiFi/Bluetooth antenna extension cable (2 pieces/set)	WiFi/Bluetooth extension cable 3 m/9.84 ft	HMIP6 Advanced, Standard and Basic Modular Boxes	<a href="#">HMIYP6CBWF3M</a>	0.30/0.66	
USB host extension cable	USB host extension cable 1 m/3.28 ft		<a href="#">XBTZGUSB</a>	0.22/0.49	
DP-DVI cable	To receive the image signal from host, active type 5 m/16.4 ft		<a href="#">HMIYFPCBDPDV5M</a>	0.50/1.10	
4G cellular antenna extension cable (2 pieces/set)	4G cellular extension cable 3 m/9.84 ft		<a href="#">HMIYP6CB4G3M</a>	0.30/0.66	
<b>Storage</b>					
M.2 SSD 128 GB (Standard Endurance)	M.2 SSD 128 GB (Standard Endurance)	HMIP6 Advanced, Standard and Basic Modular Boxes	<a href="#">HMIYP6M2128L</a>	0.13/0.28	
M.2 SSD 128 GB (High Endurance)	M.2 SSD 128 GB (High Endurance)		<a href="#">HMIYP6M2128</a>	0.13/0.28	
M.2 SSD 256 GB (High Endurance)	M.2 SSD 256 GB (High Endurance)		<a href="#">HMIYP6M2256</a>	0.13/0.28	
M.2 SSD 512 GB (High Endurance)	M.2 SSD 512 GB (High Endurance)		<a href="#">HMIYP6M2512</a>	0.13/0.28	
SSD 128 GB (High Endurance)	2.5" SSD 128 GB (High Endurance)	HMIP6 Advanced and Standard Modular Boxes	<a href="#">HMIYP6SSD128</a>	0.20/0.44	
SSD 256 GB (High Endurance)	2.5" SSD 256 GB (High Endurance)		<a href="#">HMIYP6SSD256</a>	0.20/0.44	
SSD 512 GB (High Endurance)	2.5" SSD 512 GB (High Endurance)		<a href="#">HMIYP6SSD512</a>	0.20/0.44	
HDD 1 TB	2.5" HDD 1 TB		<a href="#">HMIYP6HDD1T</a>	0.25/0.55	
SD Card 64 GB	SD card 64 GB	HMIP6 Basic Modular Boxes	<a href="#">HMIYP6SD64GCX</a>	0.10/0.22	



HMIYP6DM4



HMIYP6CB4G3M



HMIYP6M2128



HMIYP6SSD256

5

**Note:** The accessories may be changed or discontinued without notice. Please check our website [www.se.com](http://www.se.com) for the latest information.

# Harmony iPC

## Industrial PC, Edge Box, and Display

### Harmony HMIP6 Modular Box PCs and HMIDM6 Modular Displays

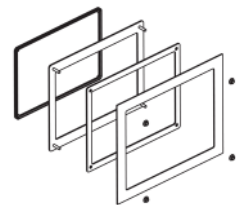
#### Accessories

IPC\_61064\_CPSVA.20012



HMIYP6ADBMS

PF131947



HMIZHAT7W1

Accessories (continued)				
Description	Details	Compatible with	Reference	Weight kg/lb
<b>Adapters</b>				
Book mount adapter	Book mount adapter (Advanced Box)	HMIP6 Advanced Modular Boxes	<a href="#">HMIYP6ADBMA</a>	1.00/2.20
Book mount adapter	Book mount adapter (Standard Box)	HMIP6 Standard Modular Box	<a href="#">HMIYP6ADBMS</a>	1.00/2.20
Cut-out adapter for Harmony Modular/S-Panel PC (W15")	Panel cut-out adapter from Harmony HMIDM Modular Display or S-Panel (15" Wide) to Harmony HMIP6/HMIFP6 (15" Wide)	HMIDM Modular Display/HMIPSO S-Panel PC (W15")	<a href="#">HMIZPAT7W1</a>	1.00/2.20
Cut-out adapter for Harmony Modular/S-Panel PC (W19")	Panel cut-out adapter from Harmony HMIDM Modular Display or S-Panel (19" Wide) to Harmony HMIP6/HMIFP6 (19" Wide)	HMIDM Modular Display/HMIPSO S-Panel PC (W19")	<a href="#">HMIZPAT8W1</a>	1.10/2.43
Cut-out adapter for Harmony HMIDT752 (W15")	Panel cut-out adapter from Harmony GTU (15" Wide) to Harmony HMIP6 (15" Wide)	HMIDT752 (W15")	<a href="#">HMIZHAT7W1</a>	1.00/2.20
Cut-out adapter for Harmony HMIDT952 (W19")	Panel cut-out adapter from Harmony GTU (19" Wide) to Harmony HMIP6 (19" Wide)	HMIDT952 (W19")	<a href="#">HMIZHAT8W1</a>	1.10/2.43
Cut-out adapter for Harmony S-Panel PC (W10")	Panel cut-out adapter from Harmony S-Panel (10" Wide) to Harmony HMIP6 (10" Wide)	HMIPSO S-Panel PC (W10")	<a href="#">HMIZPAT5W1</a>	0.60/1.32
Cut-out adapter for Harmony Modular Panel PC (W12")	Panel cut-out adapter from Harmony HMIDM Modular Display (12" Wide) to Harmony HMIP6/HMIFP6 (12" Wide)	HMIDM Modular Display (W12")	<a href="#">HMIZPAT6W1</a>	0.60/1.32
Cut-out adapter for Harmony Modular Panel PC (W22")	Panel cut-out adapter from Harmony HMIDM Modular Display (22" Wide) to Harmony HMIP6/HMIFP6 (22" Wide)	HMIDM Modular Display (W22")	<a href="#">HMIZPAT9W1</a>	1.30/2.87
Book mount adapter	Book mount adapter (Basic Box)	HMIP6 Basic Modular Boxes	<a href="#">HMIYP6ADBMB</a>	-

**Note:** The accessories may be changed or discontinued without notice. Please check our website [www.se.com](http://www.se.com) for the latest information.

# Harmony iPC

## Industrial PC, Edge Box, and Display

### Harmony HMIP6 Modular Box PCs and HMIDM6 Modular Displays

#### Accessories

Accessories (continued)					
Screen sheets					
Description	Details	Compatible with	Reference	Weight	
 PF110386B	Screen protection sheet for 12" Wide display	12" Wide HMIDM6/HMIFP6 Modular Display	<a href="#">HMIZG66</a>	–	
	Screen protection sheet for 15" Wide display	15" Wide HMIDM6/HMIFP6 Modular Display	<a href="#">MPCYK50SPSKIT</a>	–	
 HMIZCAG7W1	Anti-glare sheet for 10" Wide display	10" Wide HMIDM6/HMIFP6 Modular Display	<a href="#">HMIZCAG5W1</a>	–	
	Anti-glare sheet for 12" Wide display	12" Wide HMIDM6/HMIFP6 Modular Display	<a href="#">HMIZCAG6W1</a>	–	
	Anti-glare sheet for 15" Wide display	15" Wide HMIDM6/HMIFP6 Modular Display	<a href="#">HMIZCAG7W1</a>	–	
	Anti-glare sheet for 19" Wide display	19" Wide HMIDM6/HMIFP6 Modular Display	<a href="#">HMIZCAG8W1</a>	–	
	Anti-glare sheet for 22" Wide display	22" Wide HMIDM6/HMIFP6 Modular Display	<a href="#">HMIZCAG9W1</a>	–	
 HMIIYP6FAN	<b>Others</b>				
	M.2 cooling kit for Advanced Box	M.2 cooling kit for Advanced Box (thermal pad + heat sink)	HMIP6 Advanced Modular Boxes	<a href="#">HMIIYP6HSM2A</a>	0.20/0.44
	M.2 cooling kit for Standard Box	M.2 cooling kit for Standard Box (thermal pad + heat sink)	HMIP6 Standard Modular Box	<a href="#">HMIIYP6HSM2S</a>	0.20/0.44
 IP_C_P20084	Trellix allowlisting license	License sticker and a USB stick with software application for Cybersecurity allowlisting	HMIP6 Advanced and Standard Modular Boxes	<a href="#">HMIIYP6SLMCA</a>	0.20/0.44
	Recovery USB for Windows 10	Recovery USB for Windows 10 for Harmony HMIP6	HMIP6 Advanced and Standard Modular Boxes	<a href="#">HMIIYP6RUSW10</a>	0.30/0.66
	USB clamp Type A	USB clamp Type A for maintenance (5 pieces/set)	HMIP6 Advanced and Standard Modular Boxes	<a href="#">HMIZCCLUSA</a>	0.30/0.66
	USB clamp Type C	USB clamp Type C for maintenance (5 pieces/set)	HMIP6 Advanced and Standard Modular Boxes	<a href="#">HMIIYP6CLUSC</a>	0.30/ 0.66
	Fan kit with filter	Fan kit with replacement filter (5 pieces/set)	HMIP6 Advanced Modular Boxes	<a href="#">HMIIYP6FAN</a>	1.00/ 2.20
 HMIIYP6CLUSC	M.2 cooling kit for Basic Box	M.2 cooling kit for Basic Box (thermal + screw)	HMIP6 Basic Modular Boxes	<a href="#">HMIIYP6HSM2B</a>	–
	Recovery USB for Windows 10 IoT Enterprise 2021 LTS of Basic Modular Box	Recovery USB for Windows 10 IoT Enterprise 2021 LTS of Basic Modular Box		<a href="#">HMIIYP6RUSW10B</a>	–
 PF_C_P20081 HMIDM6800WC	<b>Harmony HMIDM6 Modular Displays</b>				
	12" Wide Modular Display	12.1" XGA display (resistive analog multi-touch)	HMIP6 Advanced and Standard Modular Boxes	<a href="#">HMIDM6600TM</a>	2.40/5.30
	15" Wide Modular Display	15" XGA display (resistive analog multi-touch)		<a href="#">HMIDM6700TM</a>	3.70/8.16
	10" Wide Modular Display	10.1" WXGA display (projected capacitive multi-touch)		<a href="#">HMIDM6500WC</a>	2.00/4.41
	12" Wide Modular Display	12.1" WXGA display (projected capacitive multi-touch)		<a href="#">HMIDM6600WC</a>	2.60/5.73
	15" Wide Modular Display	15.6" FWXGA display (projected capacitive multi-touch)		<a href="#">HMIDM6700WC</a>	4.00/8.82
	19" Wide Modular Display	18.5" FHD display (projected capacitive multi-touch)		<a href="#">HMIDM6800WC</a>	4.90/10.8
	22" Wide Modular Display	21.5" FHD display (projected capacitive multi-touch)		<a href="#">HMIDM6900WC</a>	6.50/14.33

**Note:** The accessories may be changed or discontinued without notice. Please check our website [www.se.com](http://www.se.com) for the latest information.



GTU\_61981\_CPSC1Y1002



HMIZCWG8W1

PFXZCAF1



HMIZCAF1

PG\_OP20179



HMIZCCNAC1

Accessories (continued)				
Description	Details	Compatible with	Reference	Weight kg/lb
<b>Installation gaskets</b>				
Installation gasket for 12" Wide display	Provides dust and moisture resistance when installation gasket is installed in a solid panel (1 piece/set)	12" Wide HMIDM6/HMIFP6 Modular Display	<a href="#">HMIZD56</a>	–
Installation gasket for 15" Wide display		15" Wide HMIDM6/HMIFP6 Modular Display	<a href="#">HMIZD57</a>	–
Installation gasket for 10" Wide display		10" Wide HMIDM6/HMIFP6 Modular Display	<a href="#">HMIZD55W</a>	–
Installation gasket for 12" Wide display		12" Wide HMIDM6/HMIFP6 Modular Display	<a href="#">HMIZD56W</a>	–
Installation gasket for 15" Wide display		15" Wide HMIDM6/HMIFP6 Modular Display	<a href="#">HMIZX57W</a>	–
Installation gasket for 19" Wide display		19" Wide HMIDM6/HMIFP6 Modular Display	<a href="#">HMIZCWG8W1</a>	–
Installation gasket for 22" Wide display		22" Wide HMIDM6/HMIFP6 Modular Display	<a href="#">HMIZCWG9W1</a>	–
<b>Others</b>				
Installation fastener	Installation fastener for maintenance (4 pieces/set)	All HMIDM6/HMIFP6 Modular Displays	<a href="#">HMIZCAF1</a>	–
<b>Connectors</b>				
Power connector (DC)	DC power connector for maintenance (5 pieces/set)	HMIP6 Advanced, Standard and Basic Modular Boxes, HMIFP6 Modular Displays	<a href="#">HMIZCCNDC1</a>	0.20/0.44
Power connector (AC)	AC power connector for maintenance (5 pieces/set)		<a href="#">HMIZCCNAC1</a>	0.20/0.44

**Note:** The accessories may be changed or discontinued without notice. Please check our website [www.se.com](http://www.se.com) for the latest information.



# Harmony iPC

Industrial PC, Edge Box, and Display  
Harmony HMIFP6 Industrial Flat Panel Monitors

---

## Harmony HMIFP6 Industrial Flat Panel Monitors

- [Selection guide](#) ..... page 6/2
- [Presentation](#)..... page 6/4
- [Description](#).....page 6/4
- [References](#)
  - [Harmony HMIFP6 Industrial Flat Panel Monitors](#) ..... page 6/4
  - [Accessories](#) ..... page 6/5
  - [Substitution table](#) ..... page 6/7

# Harmony iPC

Industrial PC, Edge Box, and Display  
Harmony HMIFP6 Industrial Flat Panel Monitors

Type of display	Harmony HMIFP6 Industrial Flat Panel Monitors	
Model	4:3 12" touch screen	4:3 15" touch screen



<b>Display</b>	Type	TFT color LCD flat screen		
	Size	4:3 12.1"	4:3 15.0"	
	Resolution	XGA, 1024 x 768 pixels, 16 million colors		
	Degree of protection (2)	IP66F, IP67F, UL 50/50E, Type 1, Type 4X (indoor use only), Type 12, Type 13		
	Touch operation	Resistive analog multi-touch (2 points)		
	Touch mode configuration	Not applicable, because of resistive analog touch panel		
	Brightness control	Stepless adjustment (0~100 steps)		
<b>Interface</b>	Backlight service life	50,000 hours and more		
	Front USB	1x USB 2.0 (Type A) and 1x USB Micro-B (1) with front USB cover		
	Touch	1x USB 2.0 (Type B)		
	Supported operating system	Windows10 IoT Enterprise 2019 LTSC (64-bit), Windows 10 (build 1809 or later)		
<b>Utility tool</b>	Video	DVI-D input		
		Brightness, calibration, front USB, touch buzzer, touch input mode control		
<b>Supply voltage</b>	24 V ---			
<b>Standards and certifications</b> (when mounted on front panel of Box PC)	CE, RCM, KC, UL 61010-2-201 and CSA C22.2 No. 61010-2-201, UL 121201 (2) and CSA C22.2 No. 213 (2), IECEx/ATEX for use in Zone 2 gas/Zone 22 dust (2)			
<b>Power consumption</b>	17.6 W max.	22.4 W max.		
<b>Mounting</b>	Panel, portrait, or VESA 100 x 100 mount			
<b>Dimensions</b>	Overall dimensions (W x H x D)	315 x 241 x 67.5 mm/ 12.40 x 9.49 x 2.66 in.	397 x 296 x 67.5 mm/ 15.63 x 11.65 x 2.66 in.	
	Cut-out (W x H)	301.5 x 227.5 mm/ 11.87 x 8.96 in.	383.5 x 282.5 mm/ 15.1 x 11.12 in.	
<b>Temperature</b>	During operation	Conforming to EN/IEC 60068-2-30: 0...55 °C/32...131 °F		
	During storage	Conforming to IEC 61000-4/EN 55011: -20...60 °C/-4...140 °F		
<b>Compatible with boxes</b>	All Harmony HMIP6 Standard and Advanced Modular Box PCs, Harmony iPCs, and third-party PCs			
<b>References</b>	<b>HMIFP6600TMD</b>	<b>HMIFP6700TMD</b>		
<b>Pages</b>	6/4			

(1) This interface is unavailable.  
(2) On the front panel when properly installed in an enclosure and not using the front panel USB port.

Harmony HMIFP6 Industrial Flat Panel Monitors				
W10" touch screen	W12" touch screen	W15" touch screen	W19" touch screen	W22" touch screen

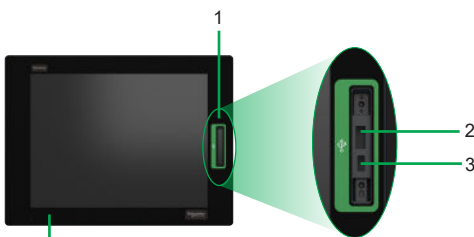


<b>Display</b>	TFT color LCD flat screen				
	W10.1"	W12.1"	W15.6"	W18.5"	W21.5"
	WXGA, 1280 x 800 pixels, 16 million colors		FWXGA, 1366 x 768 pixels, 16 million colors	FHD, 1920 x 1080 pixels, 16 million colors	
	IP66F, IP67F, UL 50/50E, Type 1, Type 4X (indoor use only), Type 12, Type 13				
	Projective capacitive multi-touch (2 points) with optimized noise filter				
	Yes (standard mode, glove mode, water detection mode)				
	Stepless adjustment (0~100 steps)				
<b>Interface</b>	50,000 hours and more				
	-				
	1x USB 2.0 (Type B)				
	Windows10 IoT Enterprise 2019 LTSC (64-bit), Windows 10 (build 1809 or later)				
<b>Utility tool</b>	DVI-D input				
	Brightness, calibration, front USB, touch buzzer, touch input mode control				
<b>Supply voltage</b>	24 V ---				
<b>Standards and certifications</b> (when mounted on front panel of Box PC)	CE, RCM, KC, UL 61010-2-201 and CSA C22.2 No. 61010-2-201, UL 121201 (2) and CSA C22.2 No. 213 (2), IECEx/ATEX for use in Zone 2 gas/Zone 22 dust (2)				
<b>Power consumption</b>	12.4 W max.	15.9 W max.	20.0 W max.	30.6 W max.	31.8 W max.
<b>Mounting</b>	Panel, portrait, or VESA 100 x 100 mount				
<b>Dimensions</b>	268.5 x 198.5 x 67.5 mm/ 10.57 x 7.81 x 2.66 in.	308.5 x 230.5 x 67.5 mm/ 12.15 x 9.07 x 2.66 in.	408 x 264 x 67.5 mm/ 16.06 x 10.39 x 2.66 in.	463.6 x 293.6 x 69.5 mm/ 18.25 x 11.56 x 2.74 in.	532.6 x 330.6 x 69.5 mm/ 20.97 x 13.02 x 2.74 in.
	255 x 185 mm/10.04 x 7.28 in.	295 x 217 mm/16.14 x 8.54 in.	394 x 250 mm/15.51 x 9.84 in.	449.5 x 279.5 mm/17.7 x 11.0 in.	518.5 x 316.5 mm/20.41 x 12.46 in.
<b>Temperature</b>	Conforming to EN/IEC 60068-2-30: 0...55 °C/32...131 °F			Conforming to EN/IEC 60068-2-30: 0...50 °C/32...122 °F	
	Conforming to IEC 61000-4/EN 55011: -20...60 °C/-4...140 °F			Conforming to IEC 61000-4/EN 55011: -20...60 °C/ -4...140 °F	
<b>Compatible with boxes</b>	All Harmony HMIP6 Standard and Advanced Modular Box PCs, Harmony iPCs, and third-party PCs				
<b>References</b>	<b>HMIFP6500WCD</b>	<b>HMIFP6600WCD</b>	<b>HMIFP6700WCD</b>	<b>HMIFP6800WCD</b>	<b>HMIFP6900WCD</b>
<b>Pages</b>	6/4				

(1) This interface is unavailable.  
(2) On the front panel when properly installed in an enclosure and not using the front panel USB port.




Harmony HMIFP6 Industrial Flat Panel Monitors



4:3 HMIFP6 front view



Wide HMIFP6 front view



Wide HMIFP6 underside view

PE\_CP21192



HMIFP6600TMD

PE\_CP21198



HMIFP6900WCD

### Presentation

Harmony HMIFP6 Industrial Flat Panel Monitors are designed for slim and stylish appearance, better visibility, and high operability in an industrial environment. The modular design and transversal visualization enables Flat Panel Monitors to be easily integrated with Harmony HMIP6, Harmony iPCs, and third-party Box PCs. The Harmony HMIFP6 screens are certified for CE, RCM, UL 61010-2-201, CSA C22.2 No. 61010-2-201, UL121201, and CSA C22.2 No. 213, and IECEx/ATEX for use in Zone 2 gas/Zone 22 dust.

### Overview of the offer

Harmony HMIFP6 Industrial Flat Panel Monitors are available in 4:3 and Wide versions each equipped with:

- **4:3 Flat Panel Monitors:** 12.1" and 15.0" (XGA) color LCD multi-touch (2 points) analog resistive screens, 1x USB 2.0 (Type A) with front USB cover
- **Wide Flat Panel Monitors:** 10.1" and 12.1" (WXGA), 15.6" (FWXGA), 18.5" and 21.5" (FHD) color LCD multi-touch (2 points) projected capacitive screens

### Description

#### Front view

- 1 Front USB cover
- 2 USB 2.0 (Type A) (1)
- 3 USB 2.0 Micro-B (2)
- 4 Multi-color status LED (green and orange) indicating the mode

#### Underside view

- 5 DVI-D input interface
- 6 USB 2.0 (Type B)
- 7 Power connector

### References

#### Harmony HMIFP6 Industrial Flat Panel Monitors

Description	Screen	Interface	Reference	Weight kg/lb
W12" TFT LCD flat screen	4:3 12.1" Wide, XGA (1024 x 768 pixels)	Multi-touch (2 points)	<a href="#">HMIFP6600TMD</a>	3.60/8.00
W15" TFT LCD flat screen	4:3 15.0" Wide, XGA (1024 x 768 pixels)	analog resistive	<a href="#">HMIFP6700TMD</a>	4.90/10.8
W10" TFT LCD flat screen	10.1" Wide, FWGA (1280 x 800 pixels)	Multi-touch (2 points)	<a href="#">HMIFP6500WCD</a>	3.20/7.10
W12" TFT LCD flat screen	12.1" Wide, FHD (1280 x 800 pixels)	projected capacitive	<a href="#">HMIFP6600WCD</a>	3.90/8.60
W15" TFT LCD flat screen	15.6" Wide, FWXGA (1366 x 768 pixels)		<a href="#">HMIFP6700WCD</a>	5.30/11.9
W19" TFT LCD flat screen	18.5" Wide, FHD (1920 x 1080 pixels)		<a href="#">HMIFP6800WCD</a>	6.30/13.9
W22" TFT LCD flat screen	21.5" Wide, FHD (1920 x 1080 pixels)		<a href="#">HMIFP6900WCD</a>	8.00/17.7

- (1) By default, this front USB is disabled.  
(2) This interface is not usable.



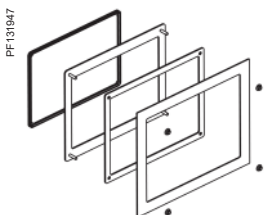
IPC\_61054\_CPSCT17016  
HMIYCABUSB51



PC\_CP21218  
HMIYFPCBDPDV5M



IPC\_61054\_CPODAM17004  
HMIYADDPV11



PF131947  
HMIZPAT8W1



PF150499  
HMIZG66

### Accessories

Description	Details	Compatible with	Reference	Weight kg/lb
-------------	---------	-----------------	-----------	--------------

#### Cables

USB cable	USB cable used to receive the touch panel signal from host (5 m/16.4 ft)	All HMIFP6 Modular Displays	<a href="#">HMIYCABUSB51</a>	0.22/ 0.49
DP-DVI cable (5 m)	DP-DVI cable used to receive the image signal from host, active type (5 m/16.4 ft)	All HMIFP6 Modular Displays	<a href="#">HMIYFPCBDPDV5M</a>	0.50/ 1.10
DP-DVI cable (3 m)	DP-DVI cable used to receive the image signal from host, active type (3 m/9.8 ft)	All HMIFP6 Modular Displays	<a href="#">HMIYCABDPDV131</a>	0.40/ 0.88

#### Adapters

DP-DVI adapter	DP-DVI adapter can convert DP to DVI-D (socket), active type	All HMIFP6 Modular Displays	<a href="#">HMIYADDPV11</a>	0.10/ 0.22
Cut-out adapter for Harmony Modular Panel PC (W12")	Panel cut-out adapter from Harmony HMIDM Modular Display (12" Wide) to Harmony HMIP6/HMIFP6 (12" Wide)	HMIDM Modular Display (W12")	<a href="#">HMIZPAT6W1</a>	0.60/ 1.32
Cut-out adapter for Harmony Modular/S-Panel PC (W15")	Panel cut-out adapter from Harmony HMIDM Modular Display or S-Panel (15" Wide) to Harmony HMIP6/HMIFP6 (15" Wide)	HMIDM Modular Display or HMIPSO S-Panel (W15")	<a href="#">HMIZPAT7W1</a>	1.00/ 2.20
Cut-out adapter for Harmony Modular/S-Panel PC (W19")	Panel cut-out adapter from Harmony HMIDM Modular Display or S-Panel (19" Wide) to Harmony HMIP6/HMIFP6 (19" Wide)	HMIDM Modular Display or HMIPSO S-Panel (W19")	<a href="#">HMIZPAT8W1</a>	1.10/ 2.43
Cut-out adapter for Harmony Modular Panel PC (W22")	Panel cut-out adapter from Harmony HMIDM Modular Display (22" Wide) to Harmony HMIP6/HMIFP6 (22" Wide)	HMIDM Modular Display (W22")	<a href="#">HMIZPAT9W1</a>	1.30/ 2.87

#### Screen sheets

Screen protection sheet for 12" Wide display	Disposable, dirt-resistant sheet for screen (5 sheets/set)	12" Wide HMIDM6/HMIFP6 Modular Display	<a href="#">HMIZG66</a>	–
Screen protection sheet for 15" Wide display		15" Wide HMIDM6/HMIFP6 Modular Display	<a href="#">MPCYK50SPSKIT</a>	–
Anti-glare sheet for 10" Wide display	Anti-reflection, dirt-resistant sheet for screen (5 sheets/set)	10" Wide HMIDM6/HMIFP6 Modular Display	<a href="#">HMIZCAG5W1</a>	–
Anti-glare sheet for 12" Wide display		12" Wide HMIDM6/HMIFP6 Modular Display	<a href="#">HMIZCAG6W1</a>	–
Anti-glare sheet for 15" Wide display		15" Wide HMIDM6/HMIFP6 Modular Display	<a href="#">HMIZCAG7W1</a>	–
Anti-glare sheet for 19" Wide display		19" Wide HMIDM6/HMIFP6 Modular Display	<a href="#">HMIZCAG8W1</a>	–
Anti-glare sheet for 22" Wide display		22" Wide HMIDM6/HMIFP6 Modular Display	<a href="#">HMIZCAG9W1</a>	–

**Note:** The accessories may be changed or discontinued without notice. Please check our website [www.se.com](http://www.se.com) for the latest information.


GTU\_61891\_CPSC177002



HMIZD56

Accessories					
Description	Details	Compatible with	Reference	Weight kg/lb	
<b>Installation gaskets</b>					
Installation gasket for 12" Wide display	Provides dust and moisture resistance when this product is installed in a solid panel (1 piece/set)	12" Wide HMIDM6/ HMIFP6 Modular Display	<a href="#">HMIZD56</a>	-	
Installation gasket for 15" Wide display		15" Wide HMIDM6/ HMIFP6 Modular Display	<a href="#">HMIZD57</a>	-	
Installation gasket for 10" Wide display		10" Wide HMIDM6/ HMIFP6 Modular Display	<a href="#">HMIZD55W</a>	-	
Installation gasket for 12" Wide display		12" Wide HMIDM6/ HMIFP6 Modular Display	<a href="#">HMIZD56W</a>	-	
Installation gasket for 15" Wide display		15" Wide HMIDM6/ HMIFP6 Modular Display	<a href="#">HMIZX57W</a>	-	
Installation gasket for 19" Wide display		19" Wide HMIDM6/ HMIFP6 Modular Display	<a href="#">HMIZCWG8W1</a>	-	
Installation gasket for 22" Wide display		22" Wide HMIDM6/ HMIFP6 Modular Display	<a href="#">HMIZCWG9W1</a>	-	
<b>Others</b>					
DC power connector with fixable screws	Connector to connect DC power cables (5 pieces/set)	All HMIFP6 Modular Displays	<a href="#">HMIZCCNDC1</a>	0.10/ 0.22	
Installation fastener	4 pieces/set	All HMIFP6 Modular Displays	<a href="#">HMIZCAF1</a>	-	
USB clamp Type B	Clamp to help prevent disconnection of USB Type B cable (5 pieces/set)	All HMIFP6 Modular Displays	<a href="#">HMIFYPCLUSB</a>	0.15/ 0.33	

PE\_CP21220



HMIZCCNDC1

PFZCAF1



HMIZCAF1

6

**Note:** The accessories may be changed or discontinued without notice. Please check our website [www.se.com](http://www.se.com) for the latest information.

# Harmony iPC

## Industrial PC, Edge Box, and Display

### Harmony HMIFP6 Industrial Flat Panel Monitors

#### Substitution table

Current Harmony iPC		Replaced by Harmony iPC		Compatibility (1)
Description	Reference	Description	Reference	
Harmony iPC Modular Display		Harmony DM6 Modular Display		Panel cut-out
22" Wide (Full HD)	<a href="#">HMIDMA521</a> + <a href="#">HMIDADP11</a>	22" Wide (Full HD)	<a href="#">HMIFP6900WCD</a>	Yes with adapter (HMIZPAT9W1)
19" Wide (FWXGA)	<a href="#">HMIDM9521</a> + <a href="#">HMIDADP11</a>	19" Wide (Full HD)	<a href="#">HMIFP6800WCD</a>	Yes with adapter (HMIZPAT8W1)
15" Wide (FWXGA)	<a href="#">HMIDM7521</a> + <a href="#">HMIDADP11</a>	15" Wide (FWXGA)	<a href="#">HMIFP6700WCD</a>	Yes with adapter (HMIZPAT7W1)
12" Wide (WXGA)	<a href="#">HMIDM6521</a> + <a href="#">HMIDADP11</a>	12" Wide (WXGA)	<a href="#">HMIFP6600WCD</a>	Yes with adapter (HMIZPAT6W1)
15" Wide (XGA)	<a href="#">HMIDM7421</a> + <a href="#">HMIDADP11</a> <a href="#">HMIDID73DTD1</a>	15" Wide (XGA)	<a href="#">HMIFP6700TMD</a>	Yes
12.1" Wide (XGA)	<a href="#">HMIDM6421</a> + <a href="#">HMIDADP11</a> <a href="#">HMIDID64DTD1</a>	12.1" Wide (XGA)	<a href="#">HMIFP6600TMD</a>	Yes
			Panel cut-out	Identical Different

(1) Supported operating system: Windows 10 IoT Enterprise 2019 LTSC (64-bit), Windows 10 (build 1809 or later).



---

**Product reference index**

■ Index ..... [page 7/2](#)

H	
HMIBMIEA5DD1001	4/10 4/23 5/17
HMIBMIEA5DD100A	5/17 4/10
HMIBMIEA5DD1101	5/17
HMIBMIEA5DD110L	4/10 5/17
HMIBMIEA5DD1E01	5/17 4/10
HMIBMIMA5DD1101	4/23
HMIBMO0A5DD1001	4/23 5/17
HMIBMO0A5DDDF101	5/17
HMIBMO0A5DDDF10A	5/17
HMIBMOMA5DD1101	4/23 5/17
HMIBMOMA5DD1101	4/23
HMIBMOMA5DD1E01	5/17
HMIBMOMA5DDF10L	5/17
HMIBMP0I74D2001	5/17
HMIBMP0I74D200A	5/17
HMIBMP0I74D4001	5/17
HMIBMP0I74D400A	5/17
HMIBMP0I74DE00A	5/17
HMIBMP0I74DI00A	5/17
HMIBMPHI74D2801	5/17
HMIBMPHI74D4801	5/17
HMIBMPSI74D2801	5/17
HMIBMPSI74D4801	5/17
HMIBMU0I29D2001	5/17
HMIBMU0I29D200A	5/17
HMIBMU0I29D4001	5/17
HMIBMU0I29D400A	5/17
HMIBMU0I29DE00A	5/17
HMIBMU0I29DI00A	5/17
HMIBMUCI29D2W01	5/17
HMIBMUCI29D4W01	5/17
HMIBMUHI29D2801	5/17
HMIBMUHI29D4801	5/17
HMIBMUSI29D2801	5/17
HMIBMUSI29D4801	5/17
HMIBSO0ND1001	4/23
HMIBS0CND1E01	4/23
HMIBSU0ND1001	4/23
HMIBSUCND1W01	4/23
HMIBSUSND1W01	4/23
HMIBX1A0NDA	3/4
HMIDADP11	4/21 6/7
HMIDID64DTD1	6/7
HMIDID73DTD1	6/7
HMIDM6421	4/17 5/17 5/18 6/7
HMIDM6500WC	5/13 5/22
HMIDM6521	4/17 5/18 6/7
HMIDM6521	5/17
HMIDM6600TM	5/13 5/17 5/18 5/22
HMIDM6600WC	5/13 5/17 5/18 5/22
HMIDM6700TM	5/13 5/17 5/18 5/22
HMIDM6700WC	5/13 5/17 5/18 5/22
HMIDM6800WC	5/13 5/17 5/18 5/22
HMIDM6900WC	5/13 5/17 5/18 5/22
HMIDM7421	4/17 5/17 5/18 6/7
HMIDM7521	4/23 4/17 5/17 5/18 6/7
HMIDMA521	4/17 5/17 5/18 6/7
HMIFP6500WCD	6/4
HMIFP6600TMD	6/4 6/7
HMIFP6600WCD	6/4 6/7
HMIFP6700TMD	6/4 6/7
HMIFP6700WCD	6/4 6/7
HMIFP6800WCD	6/4 6/7
HMIFP6900WCD	6/4 6/7
HMIP63F10N008NNN00	5/18
HMIP63F10N108N3N00	5/18
HMIP63F10N308N3N00	5/18
HMIP63F10N408N3N00	5/18
HMIP63G10N108N3N00	5/18
HMIP63G10N308N3N00	5/18
HMIP63G10N408N3N00	5/18
HMIP63G10N808NNN00	5/18
HMIP67BD0N008NNN00	5/17
HMIP67BD0N108N7N00	5/17
HMIP67BD0N408N7N00	5/17
HMIP67BDEN008NNN00	5/17
HMIP67BDMN008NNN00	5/17
HMIP67BDMN00ANNN00	5/17
HMIP67BDMN408N7N00	5/17
HMIP67BDPN00ANNN00	5/17
HMIP6A6B0NA0DNAN00	5/9
HMIP6A7B0NA0DNAN00	5/9
HMIP6AAB0NA0DNAN00	5/9
HMIP6ABB0NA0DNAN00	5/9
HMIP6ADB0NA0DNAN00	5/9
HMIP6AEB0NA0DNAN00	5/9
HMIP6AFB0NA0DNAN00	5/9
HMIP6AGB0NA0DNAN00	5/9
HMIP6BBB0NA0WNNN00	5/17
HMIP6CBD0N004NNN00	5/17
HMIP6CBD0N008NNN00	5/17
HMIP6CBD0N104NCN00	5/17
HMIP6CBD0N404NCN00	5/17
HMIP6CBDEN008NNN00	5/17
HMIP6CBDMN004NNN00	5/17
HMIP6CBDMN008NNN00	5/17
HMIP6CBDMN104NCN00	5/17
HMIP6CBDMN404NCN00	5/17
HMIP6CBDPN008NNN00	5/17
HMIP6D6B0NA0WNNAN00	5/9
HMIP6D7B0NA0WNNAN00	5/9
HMIP6DAB0NA0WNNAN00	5/9
HMIP6DBB0NA0WNNAN00	5/9
HMIP6ddb0NA0WNNAN00	5/9
HMIP6DEB0NA0WNNAN00	5/9
HMIP6DFB0NA0WNNAN00	5/9
HMIP6DGB0NA0WNNAN00	5/9
HMIPSO0552D1001	2/5
HMIPSO0752D1001	5/18
HMIPSO0C552D1W01	5/18
HMIPSO0752D1W01	5/18
HMIPSOH552D1801	2/5
HMIPSOH752D1801	5/18
HMIPSO552D1801	2/5
HMIPSO5752D1801	5/18
HMIPSP0752D1001	5/18
HMIPSP0952D1001	5/18
HMIPSPC752D1W01	5/18
HMIPSPC952D1W01	5/18
HMIPSPH752D1701	5/18
HMIPSPH752D1801	5/18
HMIPSPH952D1701	5/18
HMIPSPH952D1801	5/18
HMIPSPS752D1701	5/18
HMIPSPS752D170L	5/18
HMIPSPS752D1801	5/18
HMIPSPS752D180L	5/18
HMIPSPS952D1701	5/18
HMIPSPS952D170L	5/18
HMIPSPS952D1801	5/18
HMIPSPS952D180L	5/18
HMIRTWCZLSPAZZ	2/8 4/12
HMIYAD1915D1	4/11
HMIYADBMODIN11	4/11
HMIYADDPDV11	4/11 6/5
HMIYADHDMIDVIS1	2/6
HMIYBADHDDBMO1	4/11
HMIYBMKTBM1	4/11
HMIYCABDP51	4/21
HMIYCABDPDV131	4/11 6/5
HMIYCABM1211	2/8
HMIYCABUPS31	4/11
HMIYCABUSB51	4/21 6/5
HMIYCABWIFIAN51	2/7 4/13
HMIYCFA32S	2/6
HMIYDARE11	4/21
HMIYDATR11	4/21
HMIYEM1211	2/8
HMIYFPCBBDPDV5M	5/20 6/5
HMIYFPCLUSB	6/6
HMIYHDD01T21	2/6 4/11
HMIYHDD50021	2/6 4/11
HMIYM2064M1	4/11
HMIYM2128M1	4/11
HMIYM2256M1	4/11
HMIYMIN1ETH1	2/7 4/12
HMIYMIN4GEU1	2/7 4/13
HMIYMIN4GUS1	4/13
HMIYMINATPM201	4/13
HMIYMINAUD1	4/12
HMIYMINAUD21	2/7 4/13
HMIYMINCAN1	2/6 4/12
HMIYMINDP1	4/21
HMIYMINDP1	4/13
HMIYMINDVII1	2/7 4/13
HMIYMINGPRS1	2/7 4/13
HMIYMINIO1	2/7 4/12
HMIYMINNVRAM1	2/6
HMIYMINPRO1	2/6 4/12
HMIYMINSL22321	2/6 4/12
HMIYMINSL24851	2/6 4/12
HMIYMINSL42321	2/6 4/12
HMIYMINSL44851	2/6 4/12
HMIYMINUSB1	2/7 4/12
HMIYMINVGDVID1	2/7
HMIYMINVGDVID1	4/13
HMIYMINWIFI2	4/13
HMIYMMAC1	4/11 4/21
HMIYMUPSKT1	4/11
HMIYP552PS11	2/8
HMIYP652PS11	4/17
HMIYP6ADBMA	5/21
HMIYP6ADBMB	5/21
HMIYP6ADBMS	5/21
HMIYP6CB4G3M	5/20
HMIYP6CBWF3M	5/20
HMIYP6CLUSC	5/22
HMIYP6DM16	5/20
HMIYP6DM4	5/20
HMIYP6DM8	5/20
HMIYP6FAN	5/22
HMIYP6HDD1T	5/20
HMIYP6HSM2A	5/22
HMIYP6HSM2B	5/22
HMIYP6HSM2S	5/22
HMIYP6M2128	5/20
HMIYP6M2128L	5/20
HMIYP6M2256	5/20
HMIYP6M24GW	5/19
HMIYP6M2512	5/20
HMIYP6M2ETH	5/19
HMIYP6M2R23P2	5/19
HMIYP6M2R42P2	5/19
HMIYP6M2WF	5/19
HMIYP6MP4GE	5/19
HMIYP6MP4GU	5/19
HMIYP6MPAU	5/19
HMIYP6MPECAT	5/19
HMIYP6MPETH	5/19
HMIYP6MPR23P2	5/19
HMIYP6MPR23P4	5/19
HMIYP6MPR42P2	5/19
HMIYP6MPWF	5/19
HMIYP6MPX16Y8	5/19
HMIYP6RUSW10	5/22
HMIYP6RUSW10B	5/22
HMIYP6SD64GCX	5/20
HMIYP6SLMCA	5/22
HMIYP6SSD128	5/20
HMIYP6SSD256	5/20
HMIYP6SSD512	5/20
HMIYP752PS11	4/17
HMIYP952PS11	2/8 4/17
HMIYPA52PS11	4/17
HMIYPADPSOSTO1	2/8
HMIYPMKTPSO1	2/8
HMIYPSOMAC1	2/8 4/11
HMIYPSOMAC1	4/11
HMIYPSOMAC1	4/21
HMIYPSOMAC1	2/8
HMIYPVESA21	4/11
HMIYPVESA6X21	4/11
HMIYPVESAPSO551	2/8
HMIYSSDS080S1	2/6 4/11
HMIYSSDS240S1	2/6 4/11


HMIYUSBK111	2/8 4/11
HMIYYMACWLIOT1	4/13
HMIZCAF1	5/23 6/6
HMIZCAG5W1	5/22 6/5
HMIZCAG6W1	5/22 6/5
HMIZCAG7W1	5/22 6/5
HMIZCAG8W1	5/22 6/5
HMIZCAG9W1	5/22 6/5
HMIZCCLUSA	5/22
HMIZCCNAC1	5/23
HMIZCCNDC1	5/23 6/6
HMIZCWG8W1	5/23 6/6
HMIZCWG9W1	5/23 6/6
HMIZD55W	5/23 6/6
HMIZD56	5/23 6/6
HMIZD56W	5/23 6/6
HMIZD57	5/23 6/6
HMIZG66	5/22 6/5
HMIZHAT7W1	5/21
HMIZHAT8W1	5/21
HMIZPAT5W1	5/18 5/21
HMIZPAT6W1	5/18 5/21 6/5
HMIZPAT7W1	5/18 5/21 6/5
HMIZPAT8W1	5/18 5/21 6/5
HMIZPAT9W1	5/18 5/21 6/5
HMIZX57W	5/23 6/6
<b>M</b>	
MPCYK20SPSKIT	4/17
MPCYK50SPSKIT	4/17 5/22 6/5
<b>V</b>	
VJOCNT	2/8 4/12
<b>X</b>	
XBTZGUSB	5/20

# mySchneider, your personalized digital experience

Access an all-in-one customized online experience and benefit from tailored business services, resources, and tools to efficiently support your business operations.

- **Efficiency:** In just a few clicks, find all the information and support you need to get the job done.
- **Simplicity:** Use a single login to access all business services, in one place, available 24/7. You no longer need to log in to multiple platforms.
- **Personalization:** Benefit from content, tools, and business services tailored to your activity, and customize your landing page based on your preferences.

## Watch the How-to Videos



### Order management

- > [Select Products and Add to Cart](#)
- > [Check for Products' Price and Availability](#)
- > [Order Products with Generic Commercial References](#)



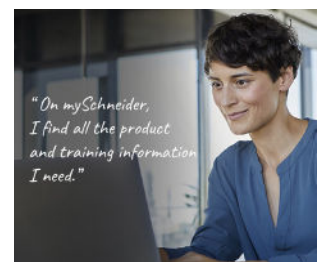
### Product information

- > [Find a Product Data Sheet and Related Documents](#)
- > [Select Products and Add to Cart](#)
- > [Stay Up to Date on the Status of My Products](#)



### Support

- > [Get Quicker Answers Thanks to Online Support](#)



### Training

- > [Access Trainings Dedicated to My Activity](#)

[Create your account](#)

Life Is 

**Schneider**  
Electric

# Legal information

The information provided in this Catalog contains description of Schneider Electric products, solutions and services ("Offer") with technical specifications and technical characteristics of the performance of the corresponding Offer.

The content of this document is subject to revision at any time without notice due to continued progress in methodology, design and manufacturing.

To the extent permitted by applicable law, no responsibility or liability is assumed by Schneider Electric and its subsidiaries for any type of damages arising out of or in connection with (i) informational content of this Catalog not conforming with or exceeding the technical specifications, or (ii) any error contained in this Catalog, or (iii) any use, decision, act or omission made or taken on basis of or in reliance on any information contained or referred to in this Catalog.

SCHNEIDER ELECTRIC MAKES NO WARRANTY OR REPRESENTATION OF ANY KIND, WHETHER EXPRESS OR IMPLIED, AS TO WHETHER THIS CATALOG OR ANY INFORMATION CONTAINED THEREIN SUCH AS PRODUCTS AND SERVICES WILL MEET REQUIREMENTS, EXPECTATIONS OR PURPOSE OF ANY PERSON MAKING USE THEREOF.

Schneider Electric brand and any trademarks of Schneider Electric and its subsidiaries referred to in this Catalog are property of Schneider Electric or its subsidiaries. All other brands are trademarks of their respective owners.

This Catalog and its content are protected under applicable copyright laws and provided for informative use only. No part of this Catalog may be reproduced or transmitted in any form or by any means (electronic, mechanical, photocopying, recording, or otherwise), for any purpose, without the prior written permission of Schneider Electric.

Copyright, intellectual, and all other proprietary rights in the content of this Catalog (including but not limited to software, audio, video, text, and photographs) rests with Schneider Electric or its licensors. All rights in such content not expressly granted herein are reserved. No rights of any kind are licensed or assigned or shall otherwise pass to persons accessing this information.



Life Is On



Learn more about our products at [www.se.com/hmi](http://www.se.com/hmi)

Design: Schneider Electric  
Photos: Schneider Electric

**Schneider Electric Industries SAS**

Head Office  
35, rue Joseph Monier - CS 30323  
F-92500 Rueil-Malmaison Cedex  
France

DIA5ED2140501EN  
April 2024 - V14.0