



Harmony XVU modular tower lights

Signaling units Ø 60

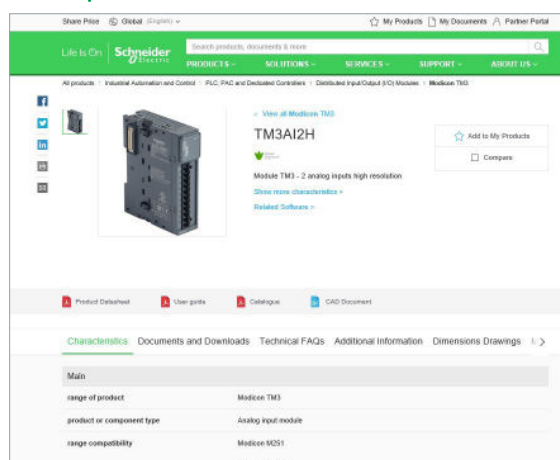
Quick access to product information

Get technical information about your product

References

Modicon TM3
I/O expansion modules for Modicon controllers
Analog I/O modules

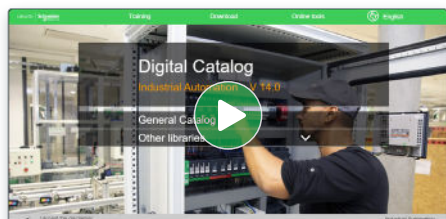
Reference	Number of channels	Output stage	Resolution	Resolution	Resolution	Weight
TM3A12H	12	12-bit DAC	12-bit	12-bit	12-bit	1.1 kg
TM3A12H	12	12-bit DAC	12-bit	12-bit	12-bit	1.1 kg
TM3A12H	12	12-bit DAC	12-bit	12-bit	12-bit	1.1 kg
TM3A12H	12	12-bit DAC	12-bit	12-bit	12-bit	1.1 kg
TM3A12H	12	12-bit DAC	12-bit	12-bit	12-bit	1.1 kg
TM3A12H	12	12-bit DAC	12-bit	12-bit	12-bit	1.1 kg
TM3A12H	12	12-bit DAC	12-bit	12-bit	12-bit	1.1 kg
TM3A12H	12	12-bit DAC	12-bit	12-bit	12-bit	1.1 kg
TM3A12H	12	12-bit DAC	12-bit	12-bit	12-bit	1.1 kg
TM3A12H	12	12-bit DAC	12-bit	12-bit	12-bit	1.1 kg



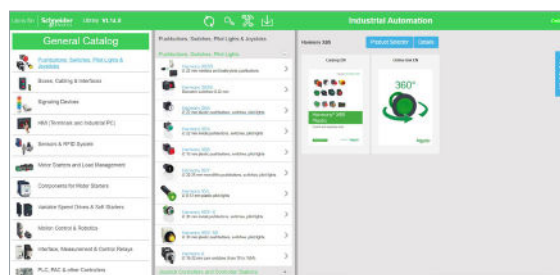
Each commercial reference presented in a catalog contains a hyperlink. Click on it to obtain the technical information of the product:

- Characteristics, Dimensions and drawings, Mounting and clearance, Connections and schemas, Performance curves
- Product image, Instruction sheet, User guide, Product certifications, End of life manual

Find your catalog



- > With just 3 clicks, you can access the Industrial Automation and Control catalogs, in both English and French
- > Consult digital automation catalogs at [Digi-Cat Online](#)

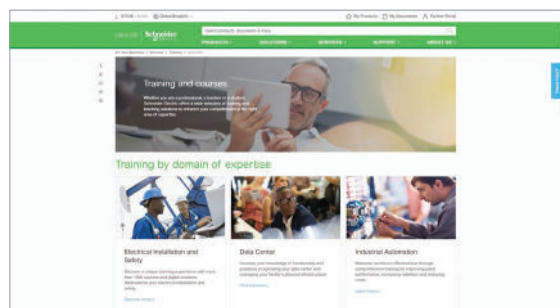


- Up-to-date catalogs
- Embedded product selectors, 360° pictures
- Optimized search by commercial references

Select your training



- > Find the right [Training](#) for your needs on our Global website
- > Locate the training center with the selector tool, using this [link](#)



General contents

Harmony XVU modular tower lights

■ General presentation.....	page 2
<i>Selection guide</i>	page 6
■ Presentation.....	page 10
■ Software configuration	page 11
■ Description.....	page 12
■ References	
□ Illuminated units.....	page 13
□ Audible units, base units.....	page 14
□ Accessories.....	page 15
■ Product reference index.....	page 16

Signaling units

Modular tower lights


Harmony type XVU Ø 60

Harmony XVU modular tower light with innovative features

The Harmony XVU modular range of tower lights are 360° pilot lights and commonly used signaling product for a wide range of applications. These tower lights are visual and audible signaling units that comes with a combination of innovative features, high performance and simplicity.

High performance light


- > True color and homogeneity light
- > Improved visibility
- > LED super-bright flash with long life performance

 The mix of homogeneity light and true color improves the aesthetic of the tower light



Customized voice message

- > A free of charge configuration software allows to customize the audible signals via SD card
- > The sound unit plays voice message when customer inputs PLC signals
- > Adjustable volume up to 86dB at 1m/3.281 ft

 Configuration of audible signal via Playlist Builder software



+ Super bright LED technology

Innovation

> These tower lights offer innovative features with:

Multi-color LED unit

> Multi-color LED unit with a choice of six colors and four light patterns



Height adjustable pole mounting

> Pole mounting with height adjustable tube allowing the adjustment of the column height without any tools



Flexible mounting unit

> Flexible mounting unit for use on horizontal or vertical support



Pulse signal unit

> Pulse signal units use pulse signals in single wire to control the tower light



Simplified wiring

- > Pulse signal units use one signal wire to define different types of signaling
- > Flexible and configurable light patterns
- > Up to 256 different combination of audible and visual signals
- > Up to 16 different combination of visual signals (color combination)
- > One pulse signal multi-color unit can be implemented instead of several single color illuminated units
- > Reduction in I/O wires to connect PLC with tower light



Addition of pulse signal unit to the existing range of Harmony XVU tower lights



Aesthetic design

- > Available in black and metallic silver body
- > Reduced diameter (Ø 60 mm/2.362 in.) makes them suitable for small equipment
- > Aesthetic design distinguishes them from other tower lights



Stylish design available in Black and metallic Silver body




+ Pulse signal unit enables up to 75% reduction in wiring

Simplicity

- > Simple and easy assembly without use of any tools
- > Convenient mounting option with: direct mounting, pole mounting and three-in-one adjustable wall mounting



With the indicator marks, the units are simple and quick to assemble



Good resistance

- > Resistant to dust and water and are UL/CSA compliant
- > The illuminated units have IP 65 degree of protection, and are resistant to cutting oil
- > Audible units have IP 54 degree of protection

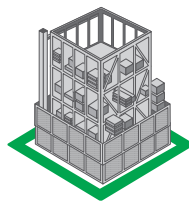
IP 65
IP 54

Degree of protection and compliance

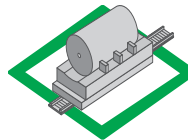


→ Industrial applications

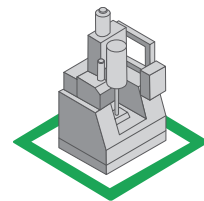
Ideally suited for automotive, machine tools, material handling and electronic equipment industry.



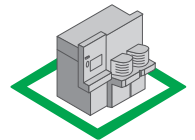
Automotive industry



Material handling



Machine tools



Electronic equipment

Harmony type XV **Monolithic tower lights**



Type of products	Pre-assembled and pre-cabled USB tower lights	Pre-assembled/pre-cabled tower lights Variable composition tower lights for customer assembly of up to 4 units	Pre-assembled and pre-cabled tower lights	Pre-assembled and pre-cabled tower lights	Pre-assembled and pre-cabled tower lights
Diameter	Ø 60 mm/2.362 in.	Ø 60 mm/2.362 in.	Ø 40 mm/1.575 in.	Ø 60 mm/2.36 in.	Ø 100 mm/3.937 in.
Degree of protection conforming to IEC 60529	IP 54	IP 53 and IP 42 (base mounting) IP 23 (direct aluminium tube mounting, aluminium tube mounting and "L" bracket) IP 53 and IP 42 (aluminium tube mounting and fixing plate) IP 40 (aluminium tube mounting and foldable bracket)	IP 54 (flat surface installation) IP 23 (vertical surface installation)	IP 54 (flat surface installation) IP 23 (vertical surface installation)	IP 54 (flat surface installation)
Type of signalling	Steady Flashing High flashing Sound	Yes Yes -	Yes Yes -	Yes Yes -	Yes Yes -
Light sources	Incandescent bulb LED bulb Integral LED "Flash" discharge tube Halogen bulb	With buzzer (volume control and alarm type can be set with HMI) -	With buzzer -	With buzzer -	With siren or buzzer -
Colors of illuminated units	Multi-color LEDs (many possible combinations can be set with HMI) <input type="checkbox"/> Red <input type="checkbox"/> Orange <input type="checkbox"/> Green <input type="checkbox"/> Blue	<input type="checkbox"/> Red <input type="checkbox"/> Green <input type="checkbox"/> Amber <input type="checkbox"/> Blue	<input type="checkbox"/> Red <input type="checkbox"/> Orange <input type="checkbox"/> Green <input type="checkbox"/> Blue <input type="checkbox"/> Clear	<input type="checkbox"/> Red <input type="checkbox"/> Orange <input type="checkbox"/> Green <input type="checkbox"/> Blue <input type="checkbox"/> Clear	<input type="checkbox"/> Red <input type="checkbox"/> Orange <input type="checkbox"/> Green <input type="checkbox"/> Blue <input type="checkbox"/> Clear
Connection	USB power cable: - 300 mm/11.81 in. for tube mounting - 400 mm/15.75 in. for direct mounting	Flying leads, length 500 to 560 mm/19.68 to 22.05 in. for tube mounting according to model. Length 900 mm/35.43 in. for base mounting.	Flying leads, length 450 mm/17.71 in. to 900 mm/35.43 in. according to model	Flying leads, length 450 mm/17.71 in. to 850 mm/33.46 in. according to model	Flying leads, length 500 mm/19.68 in.
Support panel drilling or cut-out	Mounting on support tube with fixing plate: 4 x Ø 6 mm/0.236 in. Direct mounting on horizontal support: 3 x Ø 5 mm/0.197 in.	Base mounting: 3 x Ø 5 mm/0.197 in. Direct aluminium tube mounting: Ø20/0.787 in. Aluminium tube mounting and "L" bracket: 2 x Ø9/0.354 in. Aluminium tube mounting and fixing plate: 4 x Ø6/0.236 in. Aluminium tube mounting and foldable bracket: 4 x Ø6/0.236 in.	Mounting on support tube with bracket: 2 x Ø 9 mm/0.354 in. Direct mounting on horizontal support: 3 x Ø 5 mm/0.20 in. Other mounting possibilities with accessories	Mounting on support tube with bracket: 2 x Ø 11 mm/0.43 in. Direct mounting on horizontal support: 3 x Ø 5 mm/0.197 in. Other mounting possibilities with accessories	Direct mounting on horizontal support: - 3 x Ø 6 mm/0.236 in. (without siren) - 3 x Ø 7 mm/0.276 in. (with siren) Other mounting possibilities with accessories
Type references	XVGU	XVG	XVC4	XVC6	XVC1

Signaling Units

Modular tower lights

Harmony type XVU Ø 60

Tower lights for customer assembly (up to 5 units)



XVU tower lights

Presentation

The Harmony XVU modular range of tower lights are visual and audible signaling units indicating various states, operation sequence or installation of a machine. Their reduced diameter (Ø 60 mm/2.362 in.) makes them suitable for use on small equipment and their aesthetic design distinguishes them from other tower lights. The availability of black and metallic silver body makes them ideal for use in automotive, machine tools, material handling and electronic equipment industry.

This range has an advantage of:

- "Super bright" LED
- Easy installation and mounting without use of any tools
- Simple assembly due to the indicator marks on the units
- Steady, blinking, flashing, high flashing random frequency or rotating multi-colored LED unit for energy-efficient high priority signaling (colors and light patterns can be selected using 2 dip switches on top of the unit)
- Height adjustment tube that solves the need to adjust height of the tower light
- Flexible mounting unit which supports various customer needs for installation (for use on horizontal or vertical support)
- Power integrated base units with two voltage solutions (24 V ~ and 100 to 240 V ~) which reduces the stock reference for LED units
- High degree of protection against dust and water
- 100% configurable sound
- Innovative concept of controlling the tower light by sending pulse signals in single wire (1)

Illuminated LED units

The XVU range offers the following benefits for illuminated LED units:

- The LED units are visible throughout 360°
- Innovative mirror design of these units improve the brightness
- Pure colors avoid confusion between colors
- The "Super bright" LED technology consumes low power and has long life
- Continuous usage of LEDs up to 40,000 operating hours (2)
- Ultra brightness in 40° visualization
- Homogenous light improves luminosity from side view
- The mixture of homogenous light and pure color improves the aesthetics of tower light and machine
- Polycarbonate lens material for better shock resistance

Mounting

- Height adjustable tube with an adjustment from 210 to 385 mm/8.268 to 15.157 in., mounted on a fixing plate for use on a horizontal support
- Flexible mounting option for use on horizontal or vertical support
- Direct mounting solutions (with two, three and four screws foot print)

Signaling type

- For illuminated units with green, red, orange, blue, and white color: steady, blinking or high flashing
- For multi-color illuminated unit: steady, blinking, flashing (slow or fast) and rotating (slow or fast)
- For audible unit:
 - Buzzer, adjustable from 70 to 85 dB at 1m/3.281 ft (with 4 configurations of audible signal)
 - Customized sound, from 0 to 86 dB at 1m/3.281 ft (with 4 channels dedicated to 4 illuminated units)
 - Pulse signal editable sound from 0 to 86 dB at 1m/3.281 ft (16 channels can be controlled by PLC)

(1) Pulse signals used for signaling are defined using different pulse width following the principle of frequency-division multiplexing

(2) In normal conditions of use (in 25 °C/77 °F environment)

Signaling Units

Modular tower lights

Harmony type XVU Ø 60

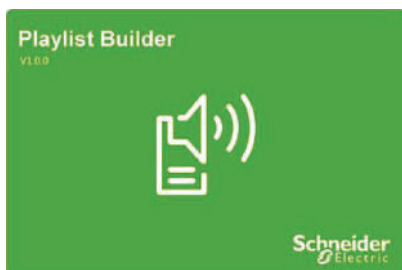
Tower lights for customer assembly (up to 5 units)

Presentation (continued)

Environment

The performance features of the Harmony XVU range meet the following specifications:

- Degree of protection:
 - IP 65 for illuminated units
 - IP 54 for audible units
 - IP 55 for flexible mounting unit
- International standards:
 - The whole range conforms with EN/IEC 60947-5-1 standard



Playlist Builder configuration software window

Software configuration

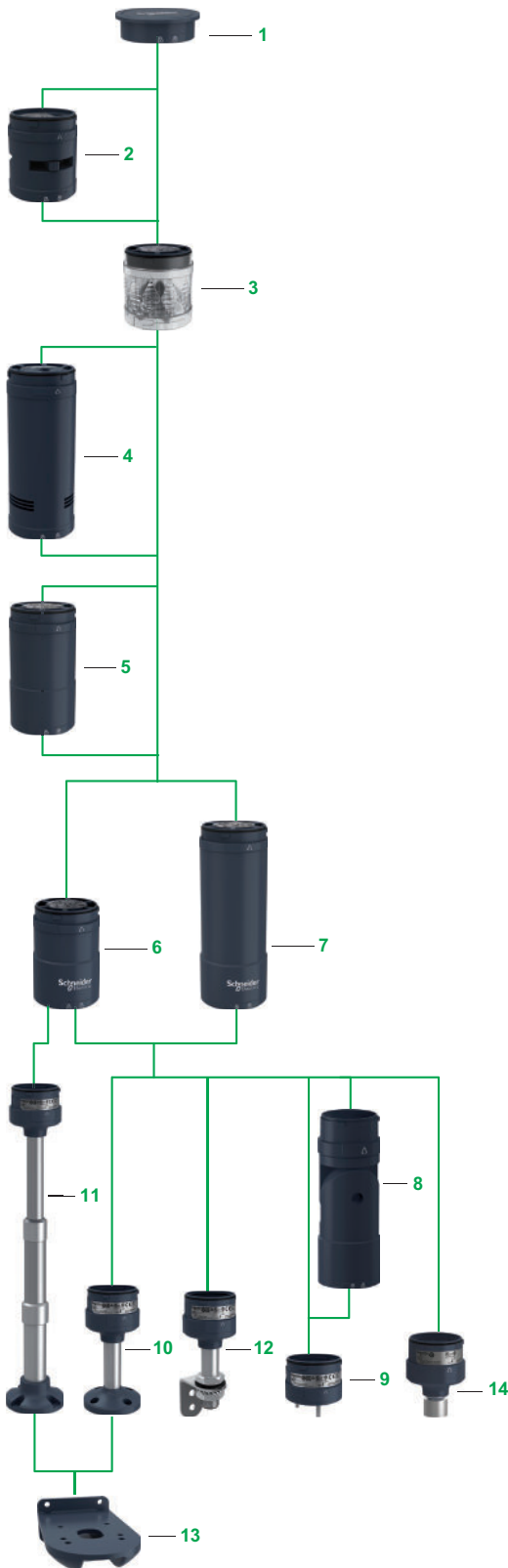
- The "Playlist Builder" software is used to configure the signals of XVU audible units
- This software can be downloaded from www.schneider-electric.com for free of charge
- It is compatible with Windows XP and Windows 7 (recommended) operating system
- It allows configuration of audible signals to be set on each 4 channels dedicated to 4 illuminated units

Signaling Units

Modular tower lights

Harmony type XVU Ø 60

Tower lights for customer assembly (up to 5 units)



Description

Tower lights

The XVU tower lights are customer assembled products comprising:

- 1 Top cover (black or silver)
- 2 Buzzer unit (black or silver) (1)
- 3 Illuminated units: (2)
 - 3.1 LED illuminated units with steady or blinking light signaling (colors: green, red, orange, blue, white, or yellow)
 - 3.2 Multi-color LED unit (colors: green, red, orange, blue, white, or yellow. Patterns: steady, blinking, flashing, or rotating)
 - 3.3 Pulse signal multi-color LED unit (colors: green, red, orange, or blue. Patterns: steady, blinking, flashing, or rotating) (3) (4)
 - 3.4 LED illuminated units with high flashing signaling (colors: green, red, orange, blue, white or yellow)
- 4 Sound units (5)
 - 4.1 Sound unit
 - 4.2 Sound unit, pulse signal (4)
- 5 Extender unit (black or silver)
- 6 Base unit, DC (black or silver)
- 7 Base unit, AC (black or silver)
- 8 Flexible mounting unit
- 9 Fixing unit, direct mounting (black or silver)
- 10 100 mm/3.927 in., 400 mm/15.748 in., or 800 mm/31.496 in. pole with integrated fixing plate (black or silver for 100 mm pole, and black for 400 mm and 800 mm pole)
- 11 Height adjustment pole from 210 to 385 mm/8.268 to 15.157 in. (6) with integrated fixing plate
- 12 100 mm/3.927 in., 250 mm/9.842 in., or 400 mm/15.748 in. pole with metal bracket (black)
- 13 Fixing plate for use on vertical support (black) (7)
- 14 1/2" NPT conduit adapter for customer supplied tubing

Composition

- XVU tower lights are customer assembled signaling units that are mounted vertically or horizontally with the support of a mounting accessory.
- Maximum of 5 illuminated units or 4 illuminated units with 1 audible unit can be assembled. Among the illuminated units, maximum of 3 can be high flashing illuminated units.
- With the indicator marks on these units they can be easily assembled.
- Electrical connections between each unit are made automatically as they are mechanically assembled.
- The signaling units are identical in size and their positioning is unrestricted.

Mounting

- Horizontal mounting: Fixed into support panel with fixing plate using direct mounting plate, poles or height adjustment pole with integrated fixing plate
- Vertical mounting: Fixed into support panel with fixing plate using pole with metal bracket or fixing plate for use on vertical support
- Horizontal or vertical mounting: Fixed into support panel with fixing plate using flexible mounting unit
- Fixing plate with aluminium 1/2" NPT adapter.

Cabling

By means of spring cage connection terminal block incorporated in mounting unit (Direct mounting plate, pole with plate, adjustment pole)

- (1) Always mounted on the top
- (2) Up to 5 LED illuminated units without sound unit; Up to 4 LED illuminated units with sound unit
- (3) Pulse signal multi-color LED unit cannot be combined with standard sound unit (XVUC9V)
- (4) Up to 4 illuminated and sound units when pulse signal technology is used
- (5) Sound unit can work without LED unit
- (6) Only for DC body unit
- (7) Compatible with XVUZ02, XVUZ02Q, XVUZ03, XVUZ400, XVUZ800, and XVUZ05
- (8) Sound unit cannot be combined with buzzer unit at the same time

Signaling Units

Modular tower lights

Harmony type XVU Ø 60

Tower lights for customer assembly (up to 5 units)

Illuminated units, high flash LED units



XVUC23
XVUC43



XVUC24
XVUC44



XVUC25
XVUC45



XVUC26
XVUC46



XVUC27
XVUC47



XVUC28
XVUC48



XVUC63



XVUC64



XVUC65



XVUC66



XVUC67



XVUC68



XVUC29
XVUC29P

Illuminated LED units: IP 65

Description	Signaling Type	Characteristics		Color	Reference	Weight kg/lb		
		Voltage	Power					
High brightness LED units	Steady	24 V	2.5 W	Green	XVUC23	0.064/0.141		
		24 V	2.0 W	Red	XVUC24	0.064/0.141		
		24 V	2.0 W	Orange	XVUC25	0.064/0.141		
		24 V	2.5 W	Blue	XVUC26	0.064/0.141		
		24 V	2.5 W	White	XVUC27	0.064/0.141		
		24 V	2.5 W	Yellow	XVUC28	0.064/0.141		
		Blinking	Steady	24 V	1.2 W	Green	XVUC43	0.064/0.141
				24 V	0.9 W	Red	XVUC44	0.064/0.141
24 V	0.9 W			Orange	XVUC45	0.064/0.141		
24 V	1.2 W			Blue	XVUC46	0.064/0.141		
24 V	1.2 W			White	XVUC47	0.064/0.141		
24 V	1.2 W			Yellow	XVUC48	0.064/0.141		
High flashing	Steady			24 V	2.9 W	Green	XVUC63	0.085/0.187
				24 V	2.8 W	Red	XVUC64	0.085/0.187
		24 V	2.9 W	Orange	XVUC65	0.085/0.187		
		24 V	2.8 W	Blue	XVUC66	0.085/0.187		
		24 V	2.8 W	White	XVUC67	0.085/0.187		
		24 V	2.8 W	Yellow	XVUC68	0.085/0.187		
		Multi-color LED unit	Steady/ blinking/ flashing/ rotating	24 V	1.5 W	Multi-color (green, red, orange, blue, white, and yellow)	XVUC29	0.064/0.141
		Pulse signal Multi-color LED unit (1)	Steady/ blinking/ flashing/ rotating	24 V	1.7 W	Multi-color (green, red, orange, and blue)	XVUC29P	0.069/0.152

(1) 1 signal wire, 2 power wires. Adaptable for both NPN and PNP. Controlled by PLC dynamically.

Signaling Units

Modular tower lights

Harmony type XVU Ø 60

Tower lights for customer assembly (up to 5 units)

Audible and base units

XVU_61458_CPSCT16001



XVUC9S

XVU_61458_CPSCT16032



XVUC9SQ

XVU_61458_CPSCT16033



XVUC9V

XVU_61458_CPSCT16014



XVUC21BQ

XVU_61458_CPSCT16015



XVUC21M

Audible units: IP 54

Description	Characteristics		Color	Reference	Weight kg/lb
	Voltage	Power			
Buzzer, adjustable 70...85 dB at 1 m/3.281 ft (4 configurations of audible signal)	24 V	1.7 W	Black	XVUC9S	0.077/0.170

Silver [XVUC9SQ](#) 0.077/0.170

Sound, adjustable 0...86 dB at 1m/3.281 ft (4 channels)	24 V	1.7 W	Black	XVUC9V	0.217/0.480
--	------	-------	-------	------------------------	-------------

Sound unit, pulse signal 0...86 dB at 1m/3.281 ft (16 channels) (1)	24 V	4.1 W	Black	XVUC9VP	0.219/0.483
---	------	-------	-------	-------------------------	-------------

Base units: IP 65

Description	Voltage	Color	Reference	Weight kg/lb
Base unit with top cover (2)	24 V ~	Black	XVUC21B	0.110/0.243

Silver [XVUC21BQ](#) 0.110/0.243

100 to 240 V ~ Black [XVUC21M](#) (3) 0.235/0.518

Black [XVUC21MP](#) (4) 0.235/0.518

(1) 1 signal wire, 2 power wires. Adaptable for both NPN and PNP. 16 channels can be controlled by PLC.

(2) Direct mounting plate [XVUZ01](#) needed for direct mounting

(3) NPN type

(4) PNP type

Signaling Units

Modular tower lights

Harmony type XVU Ø 60

Tower lights for customer assembly (up to 5 units)

Accessories



XVU_61458_CPSCT16035

XVUC020



XVU_61458_CPSCT16033

XVUZ01Q



XVU_61458_CPSCT16007

XVUZ400



XVU_61458_CPSCT17007

XVUZ05



XVU_61458_CPSCT16010

XVUZ100T



XVU_61458_CPSCT16039

XVUZ06



XVU_61458_CPSCT16038

XVUZ12



XVU_61458_CPSCT18083

XVUZ00

Accessories

Description	Voltage	Height of aluminium pole mm/in.	Color	Reference	Weight kg/lb
Body extender	24 V ~	–	Black	XVUC020	0.093/0.205
Fixing unit, direct mounting	–	–	Black	XVUZ01 (2)	0.063/0.139
				XVUZ03 (1)	0.063/0.139
				XVUZ04 (3)	0.063/0.139
Fixing plate with aluminium pole	–	–	Black	XVUZ01Q (2)	0.063/0.139
				XVUZ02	0.132/0.291
				XVUZ02Q	0.132/0.291
				XVUZ400	0.236/0.520
Fixing plate with height adjustment aluminium pole(4)	–	–	Black	XVUZ800	0.430/0.945
				XVUZ05	0.253/0.558
Flexible mounting unit for use on horizontal or vertical support, IP 55	–	–	Black	XVUZ06	0.193/0.425
Metal bracket with aluminium pole, IP42	–	–	Black	XVUZ100T	0.220/0.485
				XVUZ250T	0.240/0.529
				XVUZ400T	0.320/0.705
Fixing plate for use on vertical support	–	–	Black	XVUZ12	0.360/0.794
Fixing plate with aluminium 1/2" NPT adapter.	–	–	Black	XVUZ00	0.095/0.209

(1) Two-pin mounting

(2) Three-pin mounting

(3) Four-pin mounting

(4) Only for use with DC body unit.

X	
XVUC020	15
XVUC020Q	15
XVUC21B	14
XVUC21BQ	14
XVUC21M	14
XVUC21MP	14
XVUC21MQP	14
XVUC23	13
XVUC24	13
XVUC25	13
XVUC26	13
XVUC27	13
XVUC28	13
XVUC29	13
XVUC29P	13
XVUC43	13
XVUC44	13
XVUC45	13
XVUC46	13
XVUC47	13
XVUC48	13
XVUC63	13
XVUC64	13
XVUC65	13
XVUC66	13
XVUC67	13
XVUC68	13
XVUC9S	14
XVUC9SQ	14
XVUC9V	14
XVUC9VP	14
XVUZ00	15
XVUZ01	15
XVUZ01Q	15
XVUZ02	15
XVUZ02Q	15
XVUZ03	15
XVUZ04	15
XVUZ05	15
XVUZ06	15
XVUZ100T	15
XVUZ12	15
XVUZ250T	15
XVUZ400	15
XVUZ400T	15
XVUZ800	15

Life Is On



Learn more about our products at www.se.com

The information provided in this documentation contains general descriptions and/or technical characteristics of the performance of the products contained herein. This documentation is not intended as a substitute for and is not to be used for determining suitability or reliability of these products for specific user applications. It is the duty of any such user or integrator to perform the appropriate and complete risk analysis, evaluation and testing of the products with respect to the relevant specific application or use thereof. Neither Schneider Electric nor any of its affiliates or subsidiaries shall be responsible or liable for misuse of the information contained herein.

Design: Schneider Electric
Photos: Schneider Electric

Schneider Electric Industries SAS

Head Office
35, rue Joseph Monier - CS 30323
F-92500 Rueil-Malmaison Cedex
France

DIA5ED2130407EN
February 2023- V8.0