



NRG series

Digital solid state relays

In order for machine builders to make informed decisions, solve urgent problems on short notice and develop machines that are more autonomous, data from the various components within the machine needs to be collected and analysed. The **NRG** has been developed to fit this purpose. Through the added communication interface, the solid state relays (SSRs) can exchange data with the machine controller in real-time. The switching of the SSRs can be controlled through this communication interface.

The **NRG** is a platform consisting of bus chains. Each bus chain is made up of an NRG controller daisy chained to a number of SSRs. The NRG controller interfaces with the machine controller (or PLC) and is available in Modbus RTU, Modbus TCP, PROFINET, EtherNet/IP™ or EtherCAT.



EtherNet/IP



EtherCAT

Reduced unplanned downtime with real-time monitoring

Predictive and better preventive maintenance plans

Condition based monitoring is essential to reduce unplanned machine stoppages. The NRG Load deviation alarm alerts of potential load failures prior to these happening. The SSR and Load running hours data helps maintainers schedule better preventive maintenance plans.

Versatility and flexibility

Monitoring solutions external to the SSR are limited in the data they can provide. The NRG provides a much more complete status that enables process improvements and can also be used to optimise energy management plans.

Precise temperature control

Specific applications may necessitate a very fine switching resolution. With power control mode a 1% resolution is possible, whilst with ON/OFF mode, SSRs can be switched every half mains cycle.

Panel space savings

With integrated switching, monitoring and diagnostics in the smallest solid state relay platform on the market, the NRG solution saves on valuable panel space. Compared to other monitoring solutions it eliminates the need of external current transformers, PLC analogue and digital cards.

Time labour savings in wiring

In the NRG system, all data transfer, error monitoring as well as load switching is done via the communication network thus eliminating all the extensive wiring required to connect external monitoring components and PLC cards.

Ready for IIoT

Through digitalization, machines can be accessed from any remote location. The communication interface on the NRG enables remote access down to the SSR level.

Applications

The NRG is the ideal switching solution when monitoring of the field level devices is required to minimise expensive downtimes. In addition to the switching function, the NRG integrates monitoring circuitry, in the same footprint, to enable exchange of data with the machine controller. The NRG solid state relays are suited for heating applications. Typical applications include:

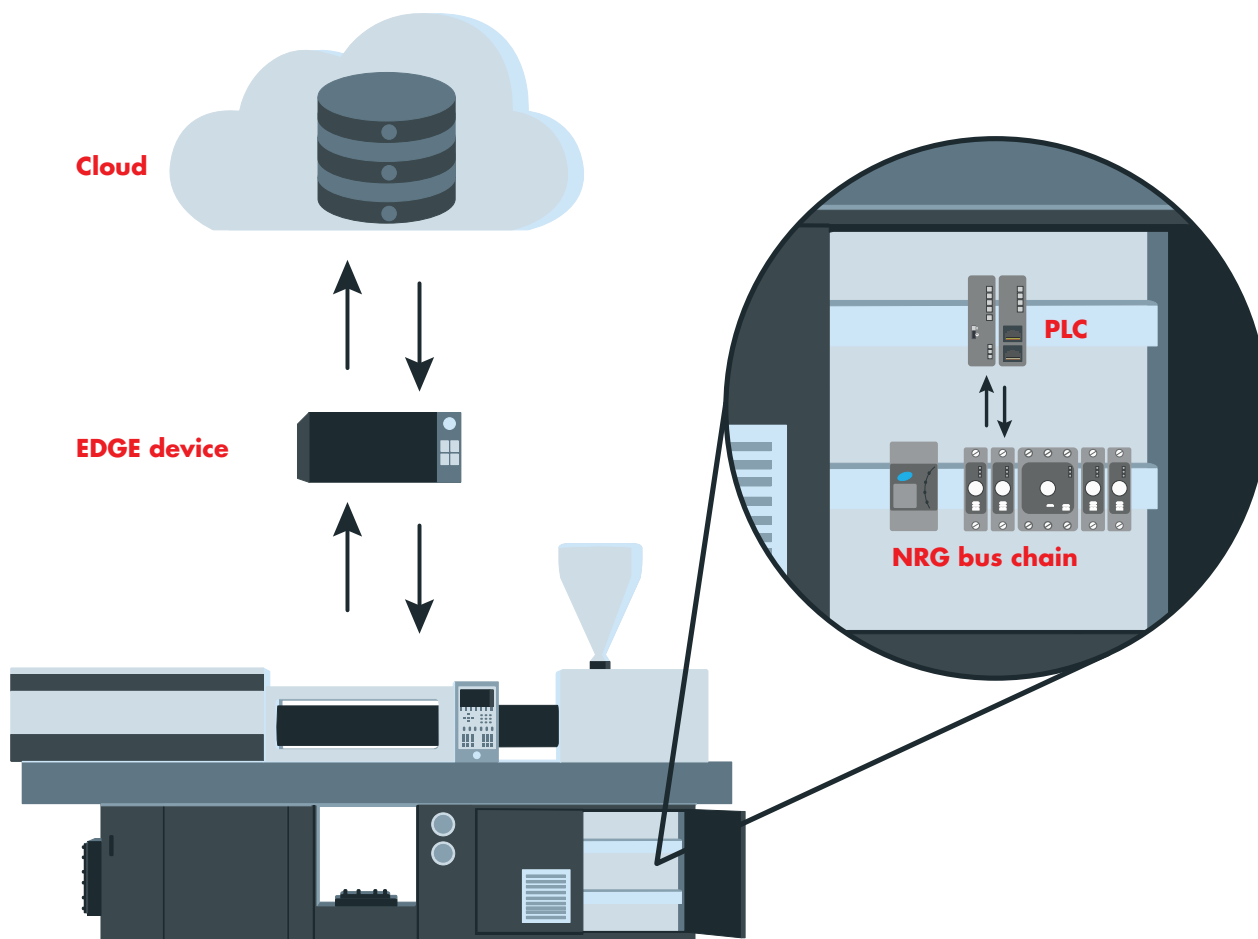
- Plastic injection machines
- PET blow moulding machines
- Packaging machines
- Semiconductor manufacturing machinery
- Glass tempering machines



Digital solid state relays tailored for an IIoT environment

The industrial automation industry is at the outset of a new era of innovation with the hype of Industry 4.0. Data is at the core of this revolution and the NRG system of solid state relays fits right in the digital thread of information. On top of switching capabilities, the NRG digital solid state relays can

exchange monitoring and diagnostic data with the machine controller via the communication interface. This data can be further processed and analysed in a cloud system which would inflict a new horizon of opportunities for enhanced process automation, optimisation and part quality.



NRG series

An all-in-one cost-effective switching and monitoring

Compact

Minimum product width of 17.8 mm for a 37 AAC
1-pole SSR that integrates both switching and monitoring

Data

A number of parameters accessible in real-time from
each SSR enable process improvements

Connectivity

Use of common industrial protocols enable easy
integration in industrial machinery

Reduced hardware

No additional components for monitoring; the bus
eliminates PLC output and input cards

Flexibility

Various power control modes are available for all
application requirements

Versatility

Possibility to control 1-phase and 3-phase loads with
a combination of 1-pole, 2-pole, and 3-pole SSRs

Predictive maintenance

Possible via SSR running hours and Load resistance
monitoring

Quick setup

Automatic addressing of all solid state relays on the
NRG bus chain

Fast troubleshooting

Detailed system and network fault analysis via the
communication system

Comm

Available in: PROFINET, Modbus



No. of Flashes	Alarm Code
1	SSR Over Temp
2	Main I
3	Load Loss / SSR
4	SSR Short
5	Frequency Out
6	Current Out
7	Voltage Out
8	BUS Error
9	Internal

ing solution

unication

RTU/TCP, EtherNet/IP™, EtherCAT

Switching

Up to 90 AAC, 600 VAC (1-pole)
 Up to 75 AAC, 600 VAC (2-pole)
 Up to 65 AAC, 600 VAC (3-pole)



Diagnostics

Immediate system and SSR fault detection

Real-time monitoring

of Current, Voltage, Power,
 Energy consumption and Running hours

NRG series

Features

The NRG bus chain components

The NRG is a modular subsystem comprising one or more BUS chains that communicate with the machine's main controller or PLC via a dedicated communication interface. Each NRG bus chain can include a combination of single-phase and two/three-phase solid state relays, supporting up to 32 switched poles per chain.

Communication between the NRG controller and the relays is managed through an internal BUS. For systems requiring a higher number of relays, multiple BUS chains can be implemented. The system supports various standard protocol topologies, adaptable to the specific communication interface in use.



NRG Controller

The NRG controller is the main interface between the PLC and the NRG solid state relays. The NRG also performs internal operations related to the setup and maintenance of the NRG bus chain as well as monitoring the communication status. To facilitate communication via different communication protocols, the NRG Controller is currently available with a Modbus RTU interface for serial networks, PROFINET, EtherNet/IP™, EtherCAT or Modbus TCP for ethernet based networks.

NRG Solid State Relays

The NRG solid state relays are the switching devices that integrate monitoring circuitry and a communication interface through which measurement data and diagnostics can be exchanged with the machine controller.

Single-phase relays include both zero-cross and proportional control variants. These are available with and without heatsink. The NRG solid state relay range includes also three-phase switching solutions which caters for both 3-pole and also economy (2-pole) switching.



NRG Bus Cable

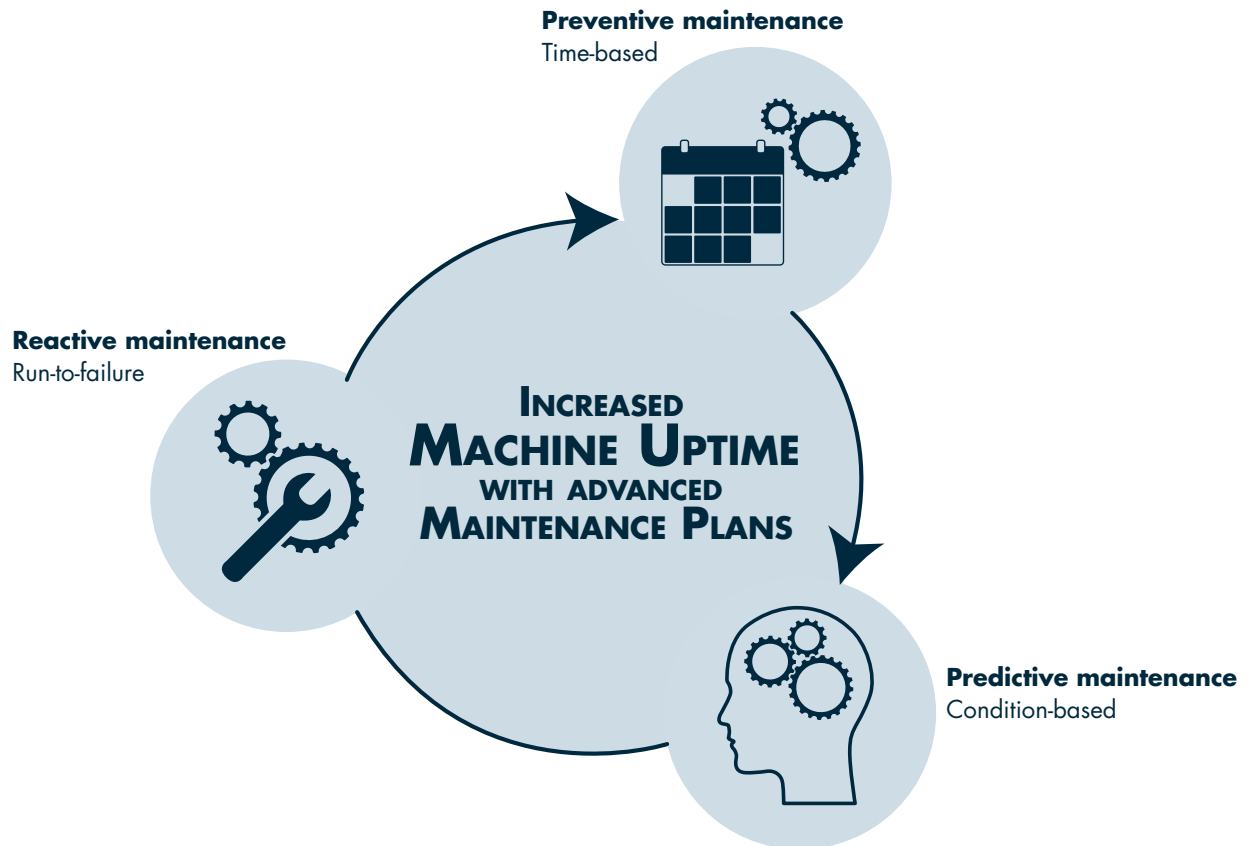
The NRG bus cable is a 5-way proprietary cable used for the internal BUS between the NRG controller and the NRG solid state relays on the bus chain. Apart from the data and supply lines, the NRG cable is equipped with an additional wire utilised for the auto-addressing of the NRG solid state relays on the bus chain.

NRG series

Features

Diagnostics available with the NRG

If a failure occurs, it may not be possible for the automated process to maintain the set temperature profile. Quality of goods being produced is compromised and the machine must be shut down. Machine downtime related to these failures can be eliminated or reduced by utilizing NRG parameters associated to the status of the solid state relay and other relevant accessible data.



Reactive maintenance

To cater for sudden unpredictable failures, the NRG solid state relays are equipped with a number of alarms that monitor the system, the load, the SSR and also the communication system. These include:

- Load loss
- Mains loss
- SSR short circuit
- SSR open circuit
- Overtemperature
- SSR internal error
- Communication error

Preventive maintenance

The NRG solid state relays also offers a number of alarms to track system parameters which land themselves well into an efficient machine preventive maintenance plan. Such information includes:

- Current out of range
- Voltage out of range
- Frequency out of range
- Over temperature pre-warning
- Load running hours
- SSR running hours

Predictive maintenance

A possible way to predict a heater failure is through the change in resistance over its lifetime. With the NRG it is possible to continuously monitor the heater resistance by using accessible current and voltage measurements from the solid state relay and alert the machine controller if the measured resistance deviation is out of the set bounds via the

- Load Deviation alarm

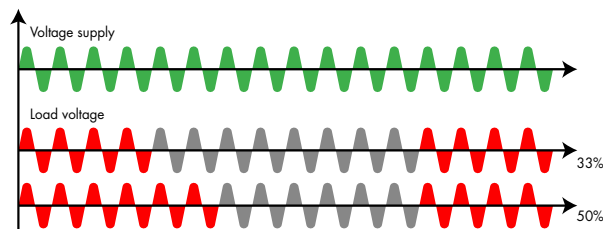
The reference voltage and current to be used for the resistance monitoring can be recorded automatically via a 'TEACH' command and stored in the solid state relay

Selectable switching modes and advanced features

The various NRG switching modes are selectable via the communication interface. The ON/OFF mode is a direct replacement of the PLC output modules whereby minimal changes are required to the temperature control algorithm when replacing standard solid state relays. NRG solid state relays can also be controlled externally via an input terminal. Various power control modes are also available for all application needs, eliminating the need for the output to be pulse width modulated.

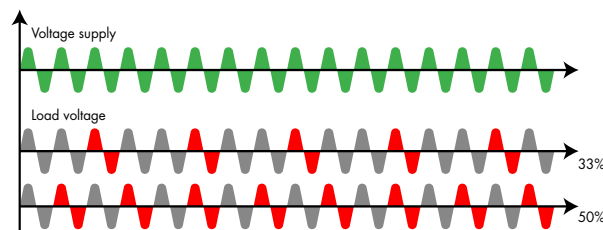
Burst switching

Burst switching offers the flexibility to change the switching timebase according to the application requirements. The percentage ON time is the portion of the timebase that the SSR will be ON. The switching resolution depends on the selected timebase. Burst switching mitigates harmonics / emissions.



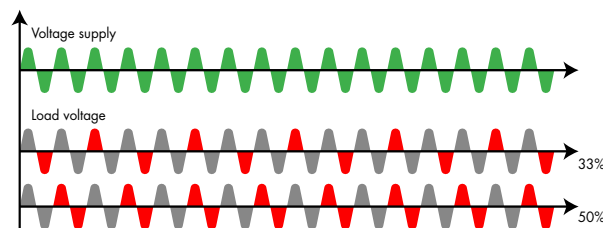
Distributed full cycle switching

Distributed full cycle switching mode works with a fixed timebase whereby the % control level from the PLC translates to an even distribution of ON cycles over the time base. Distributing ON cycles results in less thermal overshoots which can be detrimental to the lifetime of both the heater and the SSR.



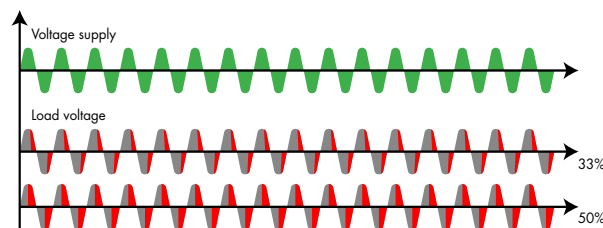
Advanced full cycle switching

Utilising the same principle as Distributed switching, the Advanced full cycle switching mode distributes half cycles evenly according to the % control level from the PLC. This switching mode is ideal to reduce visual flickering synonymous with infrared heaters.



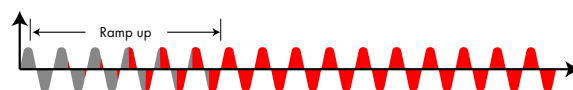
Phase angle switching

Phase angle switching delivers the power to the load by controlling the thyristor firing over each half mains cycle. Phase angle is widely used due to its precise resolution of power. Despite the higher level of harmonics and electromagnetic disturbances generated vs. other switching modes, phase angle is the only switching mode that completely eliminates visual flickering of infrared heaters.



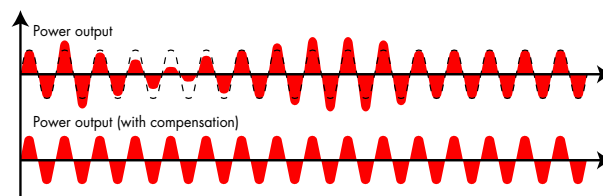
Soft starting

Soft start ramping limits the inrush current of low cold resistance heaters. The soft starting function can be applied either via a settable time period or via a settable current limit and can be utilised with all switching modes.



Advanced feedback loops for power stability

Through voltage compensation and true power compensation algorithms available on the NRG SSRs, mains voltage fluctuations and changes in heater resistance can be compensated to ensure a stable power output and therefore a higher quality end product.



NRG series

Overview

Product structure

NRG Solid State Relay




RGx1..N




RGC2/3P..N

NRG Controller




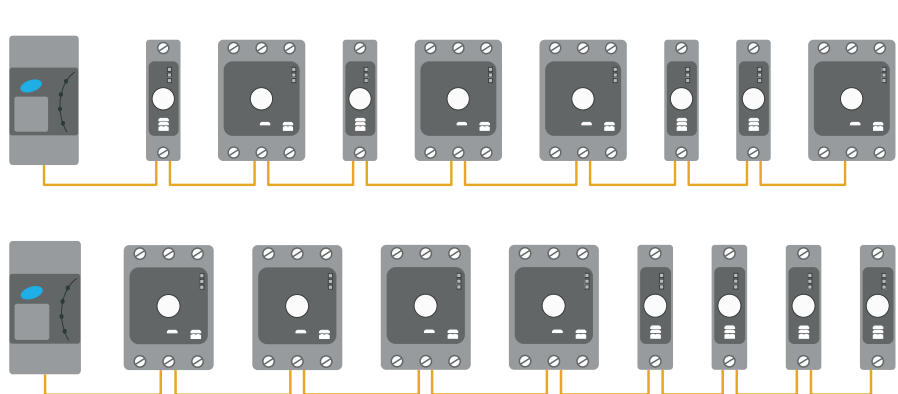
**NRGC-PN
NRGC-EIP
NRGC-ECAT
NRGC-MBTCP**



NRGC

The heatsink is integrated in the RGC version only
 * Used for external control, **NRGC only

NRG bus chain possible combinations



Max. 32 switched poles with a single NRGC..
 The RGx1..D..N is compatible with the NRGC (Modbus RTU) only
 For EtherNET/IP, the RGC2/3P SSRs have to be placed as the first devices on the NRG bus chain

Selection guide

NRG Solid State Relay

	No. of switching poles	1	1	2	3
Switching	External control	•		•	•
	Switching via communication	•	•	•	•
	ON / OFF	•	•	•	•
	Distributed full cycle	•	•	•	•
	Advanced full cycle	•	•	•	•
	Phase angle		•		•
	Soft start with time mode		•		•
	Soft start with current limit		•		•
	Voltage compensation		•	•	•
	True power compensation			•	•
Diagnostics	Load deviation monitoring	•	•	•	•
	Load loss alarm	•	•	•	•
	System diagnostics	•	•	•	•
	SSR diagnostics	•	•	•	•
	Parameters out of range	•	•	•	•
	Over temperature protection	•	•	•	•
Measurement	Current measurement (A)	•	•	•	•
	Voltage measurement (V)	•	•	•	•
	Frequency measurement (Hz)	•	•	•	•
	Power measurement (W, VA)	•	•	•	•
	SSR running hours (Hours)	•	•	•	•
	Load running hours (Hours)	•	•	•	•
	Energy consumption (kWh)	•	•	•	•
		Versions w. integrated heatsink			
References	20 AAC @ 40°C				RGC3P60CM20KEN
	25 AAC @ 40°C	RGC1A60CM25KEN	RGC1P60CM25KEN	RGC2P60CM25KEN	
	30 AAC @ 40°C				RGC3P60CM30GEN
	32 AAC @ 40°C	RGC1A60CM32KEN	RGC1P60CM32KEN		
	37 AAC @ 40°C	RGC1A60CM32GEN	RGC1P60CM32GEN		
	40 AAC @ 40°C			RGC2P60CM40GEN	
	43 AAC @ 40°C	RGC1A60CM42GEN	RGC1P60CM42GEN		
	65 AAC @ 40°C	RGC1A60CM62GEN	RGC1P60CM62GEN		RGC3P60CM65GEN
	75 AAC @ 40°C			RGC2P60CM75GEN	
		Versions without heatsink			
Specifications	50 AAC	RGS1A60CM50KEN	RGS1P60CM50KEN		
	90 AAC	RGS1A60CM92XEN	RGS1P60CM92XEN		
	Max. rated voltage	660 VAC	660 VAC	660 VAC	660 VAC
Certifications	I ² t rating	up to 18000 A ² s	up to 18000A ² s	up to 15000 A ² s	up to 15000A ² s
		CE - cULus - UR - CSA - EAC - CCC*			

NRG Controller

Features	Communication interface	Modbus RTU	PROFINET	EtherNet/IP™	EtherCAT	Modbus TCP
	Power supply	24 VDC	24 VDC	24 VDC	24 VDC	24 VDC
	Auxiliary digital output (EMR)	•				
	References	NRGC	NRGC-PN	NRGC-EIP	NRGC-ECAT	NRGC-MBTCP
Certifications	CE - cULus - EAC					

NRG Internal Bus cables

References	Cable length	10 cm	25 cm	75 cm	150 cm	350 cm	500 cm
		RCRGN-010-2**	RCRGN-025-2	RCRGN-075-2	RCRGN-150-2	RCRGN-350-2	RCRGN-500-2

XEN = KEN for screw power terminals

XEN = GEN for box clamp power terminals

*CCC certification applicable only to RGx1..N

**Packed by 4 pcs. Further details are available on online datasheets at www.gavazziautomation.com

OUR SALES NETWORK IN EUROPE

AUSTRIA

Carlo Gavazzi GmbH
Ketzergasse 374,
A-1230 Wient
Tel. +43 1 888 4112
Fax +43 1 889 1053
office@carlo gavazzi.at

FINLAND

Carlo Gavazzi OY AB
Ahventie, 4 B
FI-02170 Espoo
Tel. +358 9 756 2000
myynti@gavazzi.fi

GREAT BRITAIN

Carlo Gavazzi UK Ltd
4.4 Frimley Business Park,
Frimley, Camberley,
Surrey GU16 7SG
Tel. +44 1 276 854110
sales@carlo gavazzi.co.uk

NORWAY

Carlo Gavazzi AS
Melkeveien 13,
N-3919 Porsgrunn
Tel. +47 35 93 08 00
post@gavazzi.no

SWEDEN

Carlo Gavazzi AB
V:a Kyrkogatan 1,
S-652 24 Karlstad
Tel. +46 54 85 11 25
Fax +46 54 85 11 77
info@carlo gavazzi.se

BELGIUM

Carlo Gavazzi NV/SA
Mechelsesteenweg 311,
B-1800 Vilvoorde
Tel. +32 2 257 41 20
sales@carlo gavazzi.be

FRANCE

Carlo Gavazzi Sarl
Zac de Paris Nord II, 69,
rue de la Belle Etoile,
F-95956 Roissy CDG Cedex
Tel. +33 1 49 38 98 60
Fax +33 1 48 63 27 43
french.team@carlo gavazzi.fr

ITALY

Carlo Gavazzi SpA
Via Milano 13,
I-20045 Lainate (MI)
Tel. +39 02 931 76 1
info@gavazziacub.it

PORTUGAL

Carlo Gavazzi Lda
Rua dos Jerónimos 38-B,
P-1400-212 Lisboa
Tel. +351 21 361 70 60
Fax +351 21 362 13 73
carlo gavazzi@carlo gavazzi.pt

SWITZERLAND

Carlo Gavazzi AG
Verkauf Schweiz/Vente Suisse
Sumpfstrasse 3,
CH-6312 Steinhausen
Tel. +41 41 747 45 35
Fax +41 41 740 45 40
info@carlo gavazzi.ch

DENMARK

Carlo Gavazzi Handel A/S
Over Hadstenvej 40,
DK-8370 Hadsten
Tel. +45 89 60 61 00
Fax +45 86 98 15 30
handel@gavazzi.dk

GERMANY

Carlo Gavazzi GmbH
Pfnorstr. 10-14
D-64293 Darmstadt
Tel. +49 6151 81 00 0
Fax +49 6151 81 00 40
info@gavazzi.de

NETHERLANDS

Carlo Gavazzi BV
Wijkemeerweg 23,
NL-1948 NT Beverwijk
Tel. +31 251 22 93 45
info@carlo gavazzi.nl

SPAIN

Carlo Gavazzi SA
Avda. Iparraguirre, 80-82,
E-48940 Leioa (Bizkaia)
Tel. +34 94 480 40 37
Fax +34 94 431 60 81
gavazzi@gavazzi.es

OUR SALES NETWORK IN THE AMERICAS

USA

Carlo Gavazzi Inc.
750 Hastings Lane,
Buffalo Grove, IL 60089-6904,
USA
Tel. +1 847 465 61 00
sales@carlo gavazzi.com

CANADA

Carlo Gavazzi Inc.
2430 Meadowpine Blvd Unit 104
Mississauga, ON L5N 6S2,
Canada
Tel. +1 905 542 0979
gavazzi@carlo gavazzi.com

MEXICO

Carlo Gavazzi Mexico S.A. de C.V.
Circuito Puericultores 22,
Ciudad Satélite
Naucalpan de Juárez,
Edo Mex. CP 53100 - Mexico
Tel. +52 55 5373 7042
Fax +52 55 5373 7042
mexicosales@carlo gavazzi.com

BRAZIL

Carlo Gavazzi Automação Ltda.
Av. Francisco Matarazzo,
1752 Conjunto 2108
CEP 05001-200 -
São Paulo - SP - Brazil
Tel. +55 11 3052 0832
Fax +55 11 3057 1753
info@carlo gavazzi.com.br

OUR SALES NETWORK IN ASIA AND PACIFIC

SINGAPORE

Carlo Gavazzi Automation
Singapore Pte. Ltd.
61 Tai Seng Avenue #05-06
Print Media Hub @ Paya Lebar
iPark
Singapore 534167
Tel. +65 67 466 990
Fax +65 67 461 980
info@carlo gavazzi.com.sg

TAIWAN

Branch of Carlo Gavazzi
Automation Singapore Pte. Ltd.
12F-3, No. 530, Yingcai Rd.,
West Dist., Taichung City 403518,
Taiwan, China
Tel. +886 4 2258 4001
Fax +886 4 2258 4002

MALAYSIA

Carlo Gavazzi Automation (M)
SDN. BHD.
D12-06-G, Block D12,
Pusat Perdagangan Dana 1,
Jalan PJU 1A/46,
47301 - Petaling Jaya,
Selangor, Malaysia
Tel. +60 3 7842 7299
Fax +60 3 7842 7399
info@gavazzi-asia.com

CHINA

Carlo Gavazzi Automation
(China) Co. Ltd.
Unit 2308, 23/F,
News Building, Block 1, 1002
Middle Shennan Zhong Road,
Futian District,
Shenzhen, China
Tel. +86 755 8369 9500
Fax +86 755 8369 9300
info@carlo gavazzi.cn

INDIA

Carlo Gavazzi Automation
India PVT LTD.
1105/06, Kamdhenu 23 West,
Thane Belapur Road,
TTC Industrial Area
Kopar Khairane, Navi Mumbai
400709, India
Tel. +91 88282 84033
info@carlo gavazzi.in

OUR COMPETENCE CENTRES AND PRODUCTION SITES

DENMARK

Carlo Gavazzi Industri A/S
Hadsten

ITALY

Carlo Gavazzi Controls SpA
Belluno

LITHUANIA

Uab Carlo Gavazzi Industri
Kaunas
Kaunas

MALTA

Carlo Gavazzi Ltd
Zejtun

CHINA

Carlo Gavazzi Automation
(Kunshan) Co., Ltd.
Kunshan

MEXICO

Carlo Gavazzi Americas Inc.
Tijuana

HEADQUARTERS

CARLO GAVAZZI AUTOMATION SPA

Via Milano, 13
I-20045 - Lainate (MI) - ITALY
Tel. +39 02 931 761
info@gavazziautomation.com

Energy to Components!

www.gavazziautomation.com